

CHILDREN'S BOARD OF HILLSBOROUGH COUNTY

REGULAR BOARD MEETING

MARCH 28, 2024 ~ 3:00 PM

AGENDA

MISSION: The Children's Board invests in partnerships and quality programs to support the success of all children and families in Hillsborough County.

CALL TO ORDER

Attendance Verification

Quorum Verification

Invocation and Pledge of Allegiance

R. DeLaVergne

K. Austin

R. DeLaVergne

PUBLIC COMMENT

The Children's Board of Hillsborough County welcomes comments from the public. Those who wish to address the Board may do so at this time. Those to address the Board should state their full name and affiliation for the official record. In the interest of time, we ask that one person be designated to speak on behalf of a constituency and that all comments are limited to three (3) minutes.

R. DeLaVergne

EXECUTIVE DIRECTOR DISCLOSURE

R. Bacon

ACTION ITEMS

1. **Approval:** February 23, 2024, Regular Board Meeting Minutes
2. **Acceptance:** FY 2022 - 2023 Audited Financial Statements - John Brielmair – Presentation by Carr, Riggs, & Ingram
3. **Approval:** PRO 2024- Summer Services Enhancement Grants
4. Presentation of the Slate of Officers
- 5.. Call for a Vote on the Slate of Officers

R. DeLaVergne

D. Monasterio

M. Negrón

D. Adams

R. DeLaVergne

PROVIDER PRESENTATIONS

Success 4 Kids and Families/ Successful Families

M. Negrón

Jeanette Soberal/

Jorge Villada

REPORTS/PRESENTATIONS

1. Executive Director Reports
 - A. Activities – February 22, 2024 – March 28, 2024
 - B. Legislative Update
 - C. Seniors in Service Update
2. Programs Reports

R. Bacon

M. Negrón

OLD/NEW BUSINESS

ADJOURNMENT

ATTACHMENTS

1. Contract Signature Logs (ASO, Programs, Vendors)
2. February 2024 Financial Statement
3. ASO Utilization Report
4. Good News!
5. Outreach Calendar

IMPORTANT DATES TO REMEMBER

April

Executive/Finance Committee Meeting	April 11, 2024	12:00 PM
Regular Board Meeting	April 25, 2024	3:00 PM

May

Executive/Finance Committee Meeting	May 09, 2024	12:00 PM
Regular Board Meeting	May 23, 2024	3:00 PM

June

Executive/Finance Committee Meeting	June 13, 2024	12:00 PM
Regular Board Meeting	June 27, 2024	3:00 PM

August

Executive/Finance Committee Meeting	August 22, 2024	2:00 PM
Regular Board Meeting	August 22, 2024	3:00 PM

CHILDREN'S BOARD OF HILLSBOROUGH COUNTY

BOARD MEETING

February 22, 2024 ~ 3:00 PM

MEETING MINUTES

Subject	Regular Board Meeting	Date	February 22, 2024
Facilitator	Robin DeLaVergne, Chair	Meeting Time	3:00 PM
Location	1002 East Palm Ave. Tampa, FL 33605	Actual Meeting Time	3:03 PM – 4:00 PM
		Adjourned	4:00 PM
Board Member Attendance	Robin DeLaVergne, Chair Katherine Essrig, Vice-Chair Beth Pasek, Secretary/Treasurer	Megan Proulx Dempsey Gwen Myers Lynn Gray Sarah Naumowich- absent	Van Ayres - absent Ed Narain- absent Andy Mayts
Other Attendees	Rebecca Bacon, Executive Director David Adams, CBHC Board Attorney Daffany Browning-Brunson, Recorder Kelly Hickman, CBHC Staff	Paula Scott, CBHC Staff Maria Negron, CBHC Staff Tonia Williams, CBHC Staff John Furr, CBHC Staff	Jamie Robe, CBHC Staff Genet Stewart, CBHC Staff Dexter Lewis, CBHC Staff Sam Lavacca, CBHC Staff

SUMMARY

No.	Topic	Highlights
I.	CALL TO ORDER	R. DeLaVergne called the meeting to order at 3:03 PM. <ul style="list-style-type: none"> R. DeLaVergne called for Board attendance verification and the Pledge of Allegiance. K. Essrig led the Invocation.
	PUBLIC COMMENT Motion (1)	R. DeLaVergne asked for Public Comment; there were two speakers. <i>Motion by Andy Mayts to allow for two speakers from the same organization, Seniors in Service, to address the Board individually; second by Gwen Myers; motion carried (6-0).</i> Robin Ingles, Chief Executive Officer, Seniors in Service (SIS) spoke to the Board regarding an outstanding funding request for her organization. Belinda Roberts, grandparent and volunteer with Seniors in Service, spoke of the importance of the stipends for volunteers of the program. Commissioner G. Myers requested a report be given at the March Board meeting on the status of the Seniors in Service funding.
II.	ACTION ITEMS	
	1. 2-12-2024 Regular Board Meeting Minutes Motion (2)	R. DeLaVergne requested approval of the February 12, 2024 Emergency Board Meeting Minutes. <i>Motion by Andy Mayts to approve the February 12, 2024 Emergency Board Meeting Minutes; second by Katherine Essrig; motion carried (6-0).</i>

SUMMARY CONT.

No.	Topic	Highlights
2.	1-25-2024 Regular Board Meeting Minutes <p style="text-align: right;">Motion (3)</p>	<p>R. DeLaVergne requested approval of the January 25, 2024 Regular Board Meeting Minutes.</p> <p><i>Motion by Lynn Gray to approve the January 25, 2024 Regular Board Meeting Minutes; second by Beth Pasek; motion carried (6-0).</i></p>
3.	Release for ONEhillsborough Self – Sufficiency Case Management <p style="text-align: right;">Motion (4)</p>	<p>G. Stewart requested approval of the Release for ONEhillsborough Self-Sufficiency Case Management.</p> <ul style="list-style-type: none"> Funding to provide Self- Sufficiency Case Management Services; Total funding not to exceed \$150,000; Contracts expected to run July 1, 2024 to September 30, 2024; Services to benefit residents living in ONEhillsborough zip-codes: 33603, 33610, and 33619. <p><i>Motion by Andy Mayts to approve Release for ONEhillsborough Self-Sufficiency Case Management; second by Lynn Gray; motion carried (6-0).</i></p>
III.	PROVIDER PRESENTATIONS	
	Lightning Foundation/ Fall Camp	<p>M. Negron introduced Jordan McKenzie, Manager of Community & Hockey Development, Tampa Bay Lightning Foundation.</p> <p>J. McKenzie provided the following information from the Lightning’s Fall Camp Report:</p> <ul style="list-style-type: none"> The three-day Thanksgiving Camp hosted twenty campers; <ul style="list-style-type: none"> The age range of the campers spanned from first to fifth grade; The camp partnered with Children’s Home Network’s RAISE Program; This camp was tailored to meet the needs of children with varying abilities and neurodivergence; Ninety-five percent of children attended each day; The four-day New Year Camp hosted twenty -seven campers; <ul style="list-style-type: none"> The age range of the campers spanned from first to eighth grade; The camp partnered with Hispanic Service Council’s La Red de Padres Activos/ Network of Active Parents Program; Ninety-two percent of children attended each day; Campers participated in a variety of activities including ball hockey scrimmage, team building activities, kickball, and ice skating; All campers received lunch and snacks as part of their daily camp routine.
IV.	REPORTS/PRESENTATIONS	
	1. Executive Director Report	<p>R. Bacon reported attending (34) significant meetings between January 26 2024– February 22, 2024.</p> <p>Meetings included both funded providers and non-profits in the Community.</p> <p>Highlights for the referenced time-period include:</p> <ul style="list-style-type: none"> The Tampa Well Community Garden/ Press Conference/ Ribbon Cutting, addresses food insecurity with the health portion funded by Tampa General Hospital; Preserve Vision’s event honoring the Gonzmart family; The Preserve Vision event had a family that received Children’s Board services to assist the children and the family with glasses in attendance;

SUMMARY CONT.

No.	Topic	Highlights
	1. Executive Director Report cont.	<p>Additional Highlights for the referenced time-period include:</p> <ul style="list-style-type: none"> • St. Joseph’s Community Maternity Clinic’s visit where they help uninsured and underinsured women receive prenatal care and other services to support the family; • The Five and Thrive Breakfast concerned military families and the effort to provide support with childcare, education, healthcare, housing, and employment; • Legislation is being followed centered on early learning and a swimming lesson voucher bill that ties into our child safety campaign.
	2. ASO Report	K. Hickman provided a comprehensive update of the ASO Year-End Report.
	3. Programs Report	<p>M. Negron provided the following Programs updates:</p> <ul style="list-style-type: none"> • FY 2023 Technical Assistance Grants Survey Summary; • FY 2022 Provider Evaluations Report. <p>The report provides a summary of the provider contract evaluation and allows us to determine how the projects are doing at different intervals within the year.</p> <p>The following data is outlined within the report on our funded programs:</p> <ul style="list-style-type: none"> • 82 contracts were monitored during FY 2023; • Agency/ Program names with their funding amounts, final scores and final determinations were listed within the report.
	4. Finance Report	T. Williams reviewed the January 2024 Financial Statements.
	5. Strategic Initiatives Report	<p>G. Stewart provided an overview of the Surviving to Thriving Report.</p> <p>Highlights of report include:</p> <ul style="list-style-type: none"> • Cost of Living workshop was held as a result of the increased food insecurity identified by ONE Hillsborough staff within their three zip-codes; • The workshop was a collaborative effort between CBHC, Vistra, Junior League of Tampa, United Way Suncoast and Career Source Tampa Bay; <p>Activities that are a result of the Cost of Living Workshop:</p> <ul style="list-style-type: none"> • G. Stewart has presented at community groups; • Tampa Bay Chamber is launching an advocacy campaign; • ONEhillsborough is compiling a list of groups currently meeting to find solutions on housing, health/wellness, childcare, and transportation to coordinate efforts; • Hillsborough Education Foundation working to promote teacher recognition; • ONEhillsborough researching ways to collaborate with employers to discuss living wages.
	6. Human Resources Report	J. Furr introduced the Board to Sam Lavacca, HR/Payroll Specialist.
	ADJOURNMENT	The meeting adjourned at 4:00 PM

MOTIONS

1.	<i>Motion by Andy Mayts to allow for two speakers from the same organization, Seniors in Service, to address the Board individually; second by Gwen Myers; motion carried (6-0).</i>
2.	<i>Motion by Andy Mayts to approve the February 12, 2024 Emergency Board Meeting Minutes; second by Katherine Essrig; motion carried (6-0).</i>
3.	<i>Motion by Lynn Gray to approve the January 25, 2024 Regular Board Meeting Minutes; second by Beth Pasek; motion carried (6-0).</i>
4.	<i>Motion by Andy Mayts to approve Release for ONEhillsborough Self-Sufficiency Case Management; second by Lynn Gray; motion carried (6-0).</i>

READ AND APPROVED BY:

ROBIN DELAVERGNE
BOARD CHAIR

CHILDREN'S BOARD OF HILLSBOROUGH COUNTY

AUDIT PRESENTATION FOR YEAR ENDED SEPTEMBER 30, 2023

March 28, 2024



CRI CARR
RIGGS &
INGRAM
CPAs and Advisors

AUDITORS' REPORTS AND LETTER

- **Independent Auditor's Report on financial statements**
 - Unmodified opinion

- **Government Auditing Standards Report**
 - No material weaknesses or other instances of noncompliance

- **Management Letter**
 - No significant issues noted

- **Report on compliance with Section 218.415, Florida Statutes**
 - The Children's Board is in compliance

AUDIT RESULTS

➤ Audit adjustments

- One passed audit adjustment related to the OPEB Liability – management adjustment, which is noted in the Management Representation Letter.
- No audit adjustments were proposed and/or recorded as a result of our audit procedures.

➤ No audit findings

- No audit findings of internal control deficiencies or instances of noncompliance.

Financial Overview

Statement of Net Position

	2023	2022	2021
Assets:			
Current and Other Assets	\$ 30,972,076	\$ 20,879,939	\$ 18,404,807
Designated Assets	64,076,222	51,621,631	39,108,358
Capital Assets (net)	6,497,429	7,044,916	7,636,748
Total Assets	101,545,727	79,546,486	65,149,913
Deferred Outflows:			
Pension	1,153,076	1,087,042	771,031
Liabilities:			
Current Liabilities	7,647,435	5,411,331	5,882,564
Noncurrent Liabilities	4,911,781	4,320,240	2,642,427
Total Liabilities	12,559,216	9,731,571	8,524,991
Deferred Inflows:			
Pension	146,889	174,920	1,707,675
Net Position:			
Net Invested in Capital Assets	5,880,059	6,173,561	6,510,319
Unrestricted	84,112,639	64,553,476	49,177,959
Total Net Position	\$ 89,992,698	\$ 70,727,037	\$ 55,688,278

Financial Overview

Statement of Activities

	2023	2022	2021
Expenses:			
Program Expense	\$ 39,539,264	\$ 33,296,147	\$ 32,228,044
Operating and Non-Operating Expense	8,887,485	7,765,019	6,551,136
Depreciation Expense	595,000	591,832	525,382
Interest Expense	18,894	25,202	28,597
Total Expenses	49,040,643	41,678,200	39,333,159
Revenues:			
Ad Valorem Taxes	62,625,916	54,608,379	50,364,885
Investment Income	4,869,500	639,715	96,355
Other Funding	810,888	1,468,865	1,423,019
Total Revenues	68,306,304	56,716,959	51,884,259
Change in Net Position	19,265,661	15,038,759	12,551,100
Net Position - Beginning of Year	70,727,037	55,688,278	43,137,178
Net Position - End of Year	\$ 89,992,698	\$ 70,727,037	\$ 55,688,278

Financial Overview

General Fund Budgetary Highlights

	2023				2022			
	Original Budget	Final Budget	Actual	Variance Positive (Negative)	Original Budget	Final Budget	Actual	Variance Positive (Negative)
Revenues:								
Ad Valorem Taxes	\$ 61,929,405	\$ 61,929,405	\$ 62,625,916	\$ 696,511	\$ 53,833,708	\$ 53,833,708	\$ 54,608,379	\$ 774,671
Investment Income	892,000	892,000	4,869,500	3,977,500	66,000	66,000	639,715	573,715
Administrative Services Organization	400,000	600,000	597,386	(2,614)	1,405,000	1,405,000	931,987	(473,013)
Other Community Partner Funding	410,000	410,000	202,254	(207,746)	410,000	410,000	387,183	(22,817)
Miscellaneous Income	11,000	11,000	11,248	248	168,000	168,000	149,695	(18,305)
Total Revenues	63,642,405	63,842,405	68,306,304	4,463,899	55,882,708	55,882,708	56,716,959	834,251
Expenditures:								
Program								
Continuation and New Funding	53,253,582	53,453,582	39,539,264	13,914,318	46,575,024	46,575,024	33,576,423	12,998,601
Operating								
Employee Salaries and Benefits	5,507,402	5,507,402	5,087,472	419,930	5,141,710	5,141,710	4,591,296	550,414
Contracted Professional Services	634,840	634,840	362,200	272,640	611,635	611,635	346,197	265,438
Facility Expenditures	343,187	343,187	259,748	83,439	461,993	461,993	426,407	35,586
CBHC FRC Occupancy Expenditures	475,767	475,767	198,002	277,765	430,858	430,858	157,821	(7,239)
Other Operating	540,889	540,889	571,458	(30,569)	510,129	510,129	428,198	81,931
Total Operating	7,502,085	7,502,085	6,478,880	1,023,205	7,156,325	7,156,325	5,949,919	926,130
Non-Operating								
Capital Expenditures	4,000,000	4,000,000	47,513	3,952,487	1,500,000	1,500,000	-	1,500,000
Local Government Fees	1,754,648	1,754,648	1,610,856	143,792	1,554,993	1,554,993	1,431,193	123,800
Total Non-Operating	5,754,648	5,754,648	1,658,369	4,096,279	3,054,993	3,054,993	1,431,193	1,623,800
Debt Service								
Principal	-	-	253,984	(253,984)	-	-	255,074	(255,074)
Interest	-	-	18,895	(18,895)	-	-	25,202	(25,202)
Total Debt Service	-	-	272,879	(272,879)	-	-	280,276	(280,276)
Total Expenditures	66,510,315	66,710,315	47,949,392	18,760,923	56,786,342	56,786,342	41,237,811	15,548,531
Excess (Expenditures) over Revenues	(2,867,910)	(2,867,910)	20,356,912	(14,297,024)	(903,634)	(903,634)	15,479,148	(14,714,280)
Fund Balance, Beginning of Year	67,371,722	67,371,722	67,371,722	-	51,892,574	51,892,574	51,892,574	-
Fund Balance, End of Year	\$ 64,503,812	\$ 64,503,812	\$ 87,728,634	\$ 23,224,822	\$ 50,988,940	\$ 50,988,940	\$ 67,371,722	\$ 16,382,782

OTHER COMMUNICATIONS

- **Significant accounting policies** – No significant changes to accounting policies, policies can be seen in the footnotes
- **Accounting estimates** – Fair value of investments, pension liability, compensated absences and estimated useful lives of capital assets
- **Disagreements with management** – None
- **Internal control deficiencies** – None
- **Issues Discussed Prior to Retention** – None
- **Difficulties Encountered During the Audit** – None

QUESTIONS?



Acceptance of FY 2023 Audited Financial Statements

Initiator: Daniel Monasterio, Accounting Manager

Action: Accept FY 2023 Audited Financial Statements

Date: Regular Board Meeting, Thursday, March 28, 2024

Recommended Action

Acceptance of the FY 2023 Audited Financial Statements.

Background

- The Children's Board of Hillsborough County is required by Florida Statute to engage an independent audit firm to conduct an annual audit and report their findings and recommendations to the Board.

Attachments

- A. Children's Board Management Representation Letter
- B. Required Communications Letter
- C. FY 2023 Audited Financial Statements



March 28, 2024

Carr, Riggs & Ingram, LLC
3000 Bayport Drive
Suite 500
Tampa, FL 33607

This representation letter is provided in connection with your audits of the financial statements of Children's Board of Hillsborough County, which comprise the respective financial position of the governmental activities, and major fund as of September 30, 2023 and 2022, and the respective changes in financial position for the years then ended, and the disclosures (collectively, the "financial statements"), for the purpose of expressing opinions as to whether the financial statements are presented fairly, in all material respects, in accordance with accounting principles generally accepted in the United States of America (U.S. GAAP).

Certain representations in this letter are described as being limited to matters that are material. Items are considered to be material, regardless of size, if they involve an omission or misstatement of accounting information that, in light of surrounding circumstances, makes it probable that the judgment of a reasonable person relying on the information would be changed or influenced by the omission or misstatement. An omission or misstatement that is monetarily small in amount could be considered material as a result of qualitative factors.

We confirm, to the best of our knowledge and belief, as of March 28, 2024, the following representations made to you during your audit.

Financial Statements

- 1) We have fulfilled our responsibilities, as set out in the terms of the audit engagement letter dated October 19, 2023, including our responsibility for the preparation and fair presentation of the financial statements in accordance with U.S. GAAP and for preparation of the supplementary information in accordance with the applicable criteria.
- 2) The financial statements referred to above are fairly presented in conformity with U.S. GAAP and include all properly classified funds and other financial information of the primary government and all component units required by generally accepted accounting principles to be included in the financial reporting entity.
- 3) We acknowledge our responsibility for the design, implementation, and maintenance of internal control relevant to the preparation and fair presentation of financial statements that are free from material misstatement, whether due to fraud or error.

MISSION

The Children's Board invests in partnerships and quality programs to support the success of all children and families in Hillsborough County.

BOARD MEMBERS

Robin DeLaVergne
Board Chair

Katherine G. Essrig
Vice Chair

Beth Pasek
Secretary/Treasurer

Van Ayres
Superintendent

Lynn Gray
School Board

Gwendolyn Myers
Commissioner

Andrew J. Mayts, Jr.

Edwin A. Narain

Sarah Naumowich

Megan Proulx Dempsey

- 4) We acknowledge our responsibility for the design, implementation, and maintenance of internal control to prevent and detect fraud.
- 5) The methods, significant assumptions, and data used in making accounting estimates and their related disclosures are appropriate to achieve recognition, measurement, or disclosure that is reasonable in accordance with U.S. GAAP.
- 6) Related party relationships and transactions, including revenues, expenditures/expenses, loans, transfers, leasing arrangements, and guarantees, and amounts receivable from or payable to related parties have been appropriately accounted for and disclosed in accordance with U.S. GAAP.
- 7) Adjustments or disclosures have been made for all events, including instances of noncompliance, subsequent to the date of the financial statements that would require adjustment to or disclosure in the financial statements.
- 8) The effects of uncorrected misstatements are immaterial, both individually and in the aggregate, to the financial statements as a whole. A list of the uncorrected misstatements is attached to the representation letter.
- 9) The effects of all known actual or possible litigation, claims, and assessments have been accounted for and disclosed in accordance with U.S. GAAP.
- 10) Guarantees, whether written or oral, under which the Children's Board is contingently liable, if any, have been properly recorded or disclosed.

Information Provided

- 11) We have provided you with:
 - a) Access to all information, of which we are aware, that is relevant to the preparation and fair presentation of the financial statements, such as records, documentation, and other matters.
 - b) Additional information that you have requested from us for the purpose of the audit.
 - c) Unrestricted access to persons within the Children's Board from whom you determined it necessary to obtain audit evidence.
 - d) Minutes of the meetings of the Board of Directors or summaries of actions of recent meetings for which minutes have not yet been prepared.
- 12) All material transactions have been recorded in the accounting records and are reflected in the financial statements.
- 13) We have disclosed to you the results of our assessment of the risk that the financial statements may be materially misstated as a result of fraud.
- 14) We have no knowledge of any fraud or suspected fraud that affects the Children's Board and involves—
 - Management,
 - Employees who have significant roles in internal control, or
 - Others where the fraud could have a material effect on the financial statements.
- 15) We have no knowledge of any allegations of fraud or suspected fraud affecting the Children's Board's financial statements communicated by employees, former employees, regulators, or others.
- 16) We have no knowledge of instances of noncompliance or suspected noncompliance with provisions of laws, regulations, contracts, or grant agreements, or waste or abuse, whose effects should be considered when preparing financial statements.

- 17) We are not aware of any pending or threatened litigation, claims, or assessments or unasserted claims or assessments that are required to be accrued or disclosed in the financial statements, and we have not consulted a lawyer concerning litigation, claims, or assessments.
- 18) We have disclosed to you the names of the Children's Board's related parties and all the related party relationships and transactions, including any side agreements.

Government-specific

- 19) There have been no communications from regulatory agencies concerning noncompliance with, or deficiencies in, financial reporting practices.
- 20) We have identified to you any previous audits, attestation engagements, and other studies related to the objectives of the audit and whether related recommendations have been implemented.
- 21) We have identified to you any investigations or legal proceedings that have been initiated with respect to the period under audit.
- 22) The Children's Board's has no plans or intentions that may materially affect the carrying value or classification of assets, deferred outflows of resources, liabilities, deferred inflows of resources, and fund balance or net position.
- 23) We are responsible for compliance with the laws, regulations, and provisions of contracts and grant agreements applicable to us, including tax or debt limits and debt contracts, and legal and contractual provisions for reporting specific activities in separate funds.
- 24) We have identified and disclosed to you all instances of identified and suspected fraud and noncompliance with provisions of laws, regulations, contracts, and grant agreements that we believe have a material effect on the financial statements.
- 25) There are no violations or possible violations of budget ordinances, laws and regulations (including those pertaining to adopting, approving, and amending budgets), provisions of contracts and grant agreements, tax or debt limits, and any related debt covenants whose effects should be considered for disclosure in the financial statements, or as a basis for recording a loss contingency, or for reporting on noncompliance.
- 26) As part of your audit, you assisted with preparation of the financial statements and disclosures. We acknowledge our responsibility as it relates to those nonaudit services, including that we assume all management responsibilities; oversee the services by designating an individual, preferably within senior management, who possesses suitable skill, knowledge, or experience; evaluate the adequacy and results of the services performed; and accept responsibility for the results of the services. We have reviewed, approved, and accepted responsibility for those financial statements and disclosures.
- 27) The Children's Board's has satisfactory title to all owned assets, and there are no liens or encumbrances on such assets nor has any asset been pledged as collateral.
- 28) The Children's Board's has complied with all aspects of contractual agreements that would have a material effect on the financial statements in the event of noncompliance.
- 29) The financial statements include all component units, appropriately present majority equity interests in legally separate organizations and joint ventures with an equity interest, and properly disclose all other joint ventures and other related organizations.
- 30) The financial statements include all fiduciary activities required by [GASBS No. 84](#) , as amended.
- 31) The financial statements properly classify all funds and activities in accordance with [GASBS No. 34](#) , as amended.

- 32) All funds that meet the quantitative criteria in [GASBS Nos. 34](#) and [37](#) for presentation as major are identified and presented as such and all other funds that are presented as major are particularly important to financial statement users.
- 33) Components of net position (net investment in capital assets; restricted; and unrestricted) and classifications of fund balance (nonspendable, restricted, committed, assigned, and unassigned) are properly classified and, if applicable, approved.
- 34) Investments, derivative instrument transactions, and land and other real estate held by endowments are properly valued.
- 35) Provisions for uncollectible receivables have been properly identified and recorded.
- 36) Expenses have been appropriately classified in or allocated to functions and programs in the statement of activities, and allocations have been made on a reasonable basis.
- 37) Revenues are appropriately classified in the statement of activities within program revenues, general revenues, contributions to term or permanent endowments, or contributions to permanent fund principal.
- 38) Interfund, internal, and intra-entity activity and balances have been appropriately classified and reported.
- 39) Special and extraordinary items are appropriately classified and reported.
- 40) Deposits and investment securities and derivative instrument transactions are properly classified as to risk and are properly disclosed.
- 41) Capital assets, including infrastructure and intangible assets, are properly capitalized, reported, and, if applicable, depreciated or amortized.
- 42) We have appropriately disclosed the Children's Board's policy regarding whether to first apply restricted or unrestricted resources when an expense is incurred for purposes for which both restricted and unrestricted net position is available and have determined that net position is properly recognized under the policy.
- 43) We are following our established accounting policy regarding which resources (that is, restricted, committed, assigned, or unassigned) are considered to be spent first for expenditures for which more than one resource classification is available. That policy determines the fund balance classifications for financial reporting purposes.
- 44) We acknowledge our responsibility for the required supplementary information (RSI). The RSI is measured and presented within prescribed guidelines and the methods of measurement and presentation have not changed from those used in the prior period. We have disclosed to you any significant assumptions and interpretations underlying the measurement and presentation of the RSI.
- 45) We believe that the actuarial assumptions and methods used to measure pension and OPEB liabilities and costs for financial accounting purposes are appropriate in the circumstances.
- 46) Management prepared these financial statements in complete compliance with GASB Statement 68 on Financial Reporting for Pensions. Management does not waive its statutory rights under Chapter 121, Florida Statutes.
- 47) We do not plan to make frequent amendments to our pension or other postemployment benefit plans.
- 48) In connection with your examination of the Children's Board's compliance with Florida Statute, 218.415, Local Government Investment Policies for the year ended September 30, 2023, for the purpose of expressing an opinion about whether the Children's Board has complied with Florida Statute 218.415, in all material respects, we confirm, to the best of our knowledge and belief, the following representations made to you during the course of your engagement:
 - a) The Children's Board is in compliance with Florida Statute, 218.415, Local Government Investment Policies.

- b) We are responsible for complying with Florida Statute 218.415.
 - c) We are responsible for establishing and maintaining effective internal control over compliance.
 - d) We have performed an evaluation of the Children’s Board’s compliance with Florida Statute 218.415.
 - e) All relevant matters are reflected in the measurement or evaluation of the Children’s Board’s compliance with the specified requirements.
 - f) We are responsible for selecting the specified requirements and for determining that the specified requirements are appropriate for our purposes.
 - g) We have disclosed to you all known noncompliance with Florida Statute 218.415, including noncompliance occurring after September 30, 2023.
 - h) We have provided you with all relevant information and access to information and personnel in connection with your examination of compliance with Florida Statute 218.415.
 - i) Our interpretation of Florida Statute 218.415 is as follows, we are required to perform the following:
 - i) A written investment policy per S. 218.415(1)-(15) F.S. has been adopted by the entity and that the entity only invests in those investments or if no policy, that investments are only placed in vehicles allowed per S. 218.415(17) F.S.
 - ii) Person responsible for making investment decisions received 8 hours of investment training for the year under audit. S. 218.415(14) F.S. If investments are limited to SBA, CDs and/or money market accounts or if the entity is complying with S. 218.415(17) F.S. (no separate policy), the continuing professional education requirement does not apply.
 - iii) Local government should have policies or procedures in place to create internal controls surrounding the safeguarding of investments. (218.415(13))
 - iv) A minimum of an annual report is required to the government officials responsible for making investment decisions. Items such as market value and income earned should be reported. (218.415(15))
 - v) Surplus of funds may be deposited in a qualified public depository. Determine that the entity has a signed public deposit identification and acknowledgment form per S. 280.17(2)(b) F.S.
- 49) We have disclosed to you all known matters that may contradict the Children’s Board's compliance with the specified requirements and we have disclosed to you all communications from regulatory agencies, internal auditors, other independent accountants or consultants, and others regarding possible noncompliance with Florida Statute 218.415, including communications received between September 30, 2023 and March 28, 2024.
- 50) We have responded fully to all inquiries made to us by you during the compliance examination engagement.

Signature: _____
 Rebecca Bacon

Signature: _____
 Tonia Williams

Title: Executive Director

Title: Director of Finance

Summary of Audit Adjustments

The adjustment below is not included in the financial statements and determined not to materially impact the financial statements.

Passed Adjustment #1 – The adjustment below records the Other Postemployment Benefit (OPEB) Plan liability. The Children’s Board participates in the Hillsborough County OPEB plan. Based on the actuarial valuation of the plan the adjustment below represents the Children’s Board portion of that liability.

Description	Debit	Credit
Net Position - Beginning of the Year	\$103,564	
OPEB Expense	7,760	
Net OPEB Liability		\$111,324
Total	\$111,324	\$111,324



Children's Board of Hillsborough County

REQUIRED COMMUNICATION

September 30, 2023



	Page
REQUIRED COMMUNICATIONS	
Required Communications.....	59
Accounting Policies, Judgments and Sensitive Estimates & CRI Comments on Quality	64
Summary of Audit Adjustments.....	66
Management Representation Letter	67

March 28, 2024

The Board of Directors
Children's Board of Hillsborough County

We are pleased to present the results of our audit of the 2023 financial statements of Children's Board of Hillsborough County (the Children's Board).

This report to the Board of Directors summarizes our audit, the report issued and various analyses and observations related to the Children's Board accounting and reporting. The document also contains the communications required by our professional standards.

Our audit was designed, primarily to express an opinion on the Children's Board 2023 financial statements. We considered the Children's Board current and emerging business needs, along with an assessment of risks that could materially affect the financial statements, and aligned our audit procedures accordingly. We conducted the audit with the objectivity and independence that you expect. We received the full support and assistance of Children's Board of Hillsborough County personnel.

At Carr, Riggs & Ingram, LLC (CRI), we are continually evaluating the quality of our professionals' work in order to deliver audit services of the highest quality that will meet or exceed your expectations. We encourage you to provide any feedback you believe is appropriate to ensure that we do not overlook a single detail as it relates to the quality of our services.

This report is intended solely for the information and use of the Board of Directors and others within the Children's Board and should not be used by anyone other than these specified parties.

We appreciate this opportunity to work with you. If you have any questions or comments, please contact me at 813-207-2946 or jbrielmaier@cricpa.com.

Very truly yours,

A handwritten signature in blue ink that reads "JJBE III". The signature is stylized and cursive.

John J. Brielmaier, CPA, CITP, CISA
Partner



As discussed with the Board of Directors during our planning process, our audit plan represented an approach responsive to the assessment of risk for the Children's Board. Specifically, we planned and performed our audit to:

- Perform audit services, as requested by the Board of Directors, in accordance with auditing standards generally accepted in the United States of America, and the standards applicable to financial audits contained in *Government Auditing Standards*, issued by the Comptroller General of the United States, in order to express an opinion on the Children's Board financial statements for the year ending September 30, 2023;
- Report on internal control over financial reporting and on compliance and other matters based on an audit of financial statements performed in accordance with *Government Auditing Standards*.
- Report on compliance with Section 218.415, Florida Statutes
- Communicate directly with the Board of Directors regarding the results of our procedures;
- Address with the Board of Directors any accounting and financial reporting issues;
- Anticipate and respond to concerns of the Board of Directors; and
- Address other audit-related projects as they arise and upon request.



We have audited the financial statements of Children’s Board of Hillsborough County for the year ended September 30, 2023, and have issued our report thereon dated March 28, 2024. Professional standards require that we provide you with the following information related to our audit:

MATTER TO BE COMMUNICATED	AUDITOR’S RESPONSE
<p>Auditors’ responsibility under Government Auditing Standards</p>	<p>As stated in our engagement letter dated October 19, 2023, our responsibility, as described by professional standards, is to express an opinion about whether the financial statements prepared by management with your oversight are fairly presented, in all material respects, in conformity with accounting principles generally accepted in the United States of America (GAAP). Our audit of the financial statements does not relieve you or management of your responsibilities.</p> <p>As part of our audit, we considered the internal control of the Children’s Board. Such considerations were solely for the purpose of determining our audit procedures and not to provide any assurance concerning such internal control.</p>
<p>Children’s Board of Hillsborough County (Client’s Responsibility)</p>	<p>Management, with oversight from those charged with governance, is responsible for establishing and maintaining internal controls, including monitoring ongoing activities; for the selection and application of accounting principles; and for the fair presentation in the statements of revenue and expenses, and the statements of assets, liabilities, and net assets in conformity with the applicable framework. Management is responsible for the design and implementation of programs and controls to prevent and detect fraud.</p>
<p>Planned scope and timing of the audit</p>	<p>Our initial audit plan was not significantly altered during our fieldwork.</p>
<p>Management judgments and accounting estimates</p>	<p>Please see the following section titled “Accounting Policies, Judgments and Sensitive Estimates and CRI Comments on Quality.”</p>
<p>Potential effect on the financial statements of any significant risks and exposures</p>	<p>No such risks or exposures were noted.</p>



MATTER TO BE COMMUNICATED	AUDITOR'S RESPONSE
<p>Significant accounting policies, including critical accounting policies and alternative treatments within generally accepted accounting principles and the auditor's judgment about the quality of accounting principles</p>	<p>The significant accounting policies used by the Children's Board are described in Note 1 to the financial statements. No new accounting policies were adopted during the fiscal year.</p> <p>We noted no transactions entered into by the Children's Board during the fiscal year for which there is a lack of authoritative guidance or consensus. All significant transactions have been recognized in the financial statements in the proper period.</p> <p>Further, the disclosures in the Children's Board financial statements are neutral, consistent, and clear.</p>
<p>Significant difficulties encountered in the audit</p>	<p>We encountered no significant difficulties in dealing with management in performing and completing our audit.</p>
<p>Disagreements with management</p>	<p>We are pleased to report that no such disagreements arose during the course of our audit.</p>
<p>Other findings or issues</p>	<p>None noted.</p>
<p>Matters arising from the audit that were discussed with, or the subject of correspondence with, management</p>	<p>None noted.</p>
<p>Corrected and uncorrected misstatements</p>	<p>See "Summary of Audit Adjustments" section.</p>
<p>Major issues discussed with management prior to retention</p>	<p>Discussions occurred in the normal course of our professional relationship and our responses were not a condition to our retention.</p>
<p>Consultations with other accountants</p>	<p>To our knowledge, there were no such consultations with other accountants.</p>
<p>Written representations</p>	<p>See "Management Representation Letter" section.</p>
<p>Internal control deficiencies</p>	<p>No material weaknesses or significant deficiencies were identified during our audit procedures.</p>



MATTER TO BE COMMUNICATED	AUDITOR'S RESPONSE
Fraud and illegal acts	We are unaware of any fraud or illegal acts involving management or causing material misstatement of the financial statements.
Other information in documents containing audited financial statements	<p>Our responsibility related to documents (including annual reports, websites, etc.) containing the financial statements is to read the other information to consider whether:</p> <p>Such information is materially inconsistent with the financial statements; and</p> <p>We believe such information represents a material misstatement of fact.</p> <p>We have not been provided any such items to date and are unaware of any other documents that contain the audited financial statements.</p>
Significant unusual accounting transactions	No significant unusual accounting transactions were noted during the year.

Accounting Policies, Judgments, and Sensitive Estimates & CRI Comments on Quality



We are required to communicate our judgments about the quality, not just the acceptability, of the Children’s Board accounting principles as applied in its financial reporting. We are also required to communicate critical accounting policies and sensitive accounting estimates. Accounting estimates are an integral part of the financial statements prepared by management and are based on management’s knowledge and experience about past and current events and assumptions about future events. Certain accounting estimates are particularly sensitive because of their significance to the financial statements and because of the possibility that future events affecting them may differ significantly from those expected. The Board may wish to monitor throughout the year the process used to compute and record these accounting estimates. The table below summarizes our communications regarding these matters.

AREA	ACCOUNTING POLICY	CRITICAL POLICY?	JUDGMENTS & SENSITIVE ESTIMATE	COMMENTS ON QUALITY OF ACCOUNTING POLICY & APPLICATION
Investments	The Children’s Board follows the provisions of Section 150: <i>Investments</i> , of the GASB Codification when reporting investments.	X	The Children’s Board relies on investment valuation information from the bank or investment manager based upon financial market information to determine current or fair value.	The Children’s Board policies are in accordance with all applicable accounting guidelines and GASB.
Depreciation of property and equipment	The Children’s Board depreciates property and equipment using the straight-line method.	X	The Children’s Board depreciates property and equipment over their estimated useful lives which are based on the experience with similar assets and guidance provided by ASC 360.	The Children’s Board recognition methods and disclosures appear appropriate.

Accounting Policies, Judgments, and Sensitive Estimates & CRI Comments on Quality



AREA	ACCOUNTING POLICY	CRITICAL POLICY?	JUDGMENTS & SENSITIVE ESTIMATE	COMMENTS ON QUALITY OF ACCOUNTING POLICY & APPLICATION
Defined benefit pension plan	The Children’s Board participates in the Florida Retirement System (FRS), an agent multiple-employer plan administered by the Florida Department of Management Services. FRS utilizes an independent actuary to provide an actuarial valuation report specific to each participating employer. This report provides each participating employer with estimates of the total pension liability, fiduciary net position, related deferred outflows/inflows and actuarially required contributions in accordance with the provisions of GASB 68.	X	Key assumptions utilized by the actuary in making the estimates in accordance with GASB 68. The total pension liability was determined by an actuarial valuation as of January 9, 2024 with a measurement date of September 30, 2023.	We evaluated the assumptions used by the actuary in estimating the Children’s Board total pension liability, the fiduciary net position, and the related deferred outflows/inflows and found them to be in accordance with the provisions of GASB 68 and reasonable in relation to the financial statements taken as a whole.
Compensated absences	Liabilities for compensated absences attributable to services already rendered are accrued as employees earn the rights to those benefits. The Children’s Board follows the provisions of Section C60: Compensated Absences, of the GASB Codification when reporting these liabilities.	X	The Children’s Board estimates the accrued liabilities for compensated absences using leave balances accrued at the end of the fiscal year multiplied by the pay rate in effect for each employee as of the end of the fiscal year.	The Children’s Board policies are in accordance with all applicable accounting guidelines and GASB.



During the course of our audit, we accumulate differences between amounts recorded by the Company and amounts that we believe are required to be recorded under GAAP reporting guidelines. Those adjustments are either recorded (corrected) by the Company or passed (uncorrected). Uncorrected misstatements or the matters underlying them could potentially cause future period financial statements to be materially misstated, even if, in the auditors’ judgment, such uncorrected misstatements are immaterial to the financial statements under audit.

Passed Adjustment #1 – The adjustment below records the Other Postemployment Benefit (OPEB) Plan liability. The Children’s Board participates in the Hillsborough County OPEB plan. Based on the actuarial valuation of the plan the adjustment below represents the Children’s Board portion of that liability.

Description	Debit	Credit
Net Position - Beginning of the Year	\$103,564	
OPEB Expense	7,760	
Net OPEB Liability		\$111,324
Total	\$111,324	\$111,324

QUALITATIVE MATERIALITY CONSIDERATIONS

In evaluating the materiality of audit differences when they do arise, we consider both quantitative and qualitative factors, for example:

- Whether the difference arises from an item capable of precise measurement or whether it arises from an estimate, and, if so, the degree of imprecision inherent in the estimate.
- Whether the difference masks a change in earnings or other trends.
- Whether the difference changes a net decrease in assets to addition, or vice versa.
- Whether the difference concerns an area of the Children’s Board operating environment that has been identified as playing a significant role in the Children’s Board operations or viability.
- Whether the difference affects compliance with regulatory requirements.
- Whether the difference has the effect of increasing management’s compensation – for example, by satisfying requirements for the award of bonuses or other forms of incentive compensation.
- Whether the difference involves concealment of an unlawful transaction.





Children's Board of Hillsborough County

FINANCIAL STATEMENTS

September 30, 2023 and 2022



	Page
REPORT	
Independent Auditor’s Report	1
Management's Discussion and Analysis	4
BASIC FINANCIAL STATEMENTS	
Government-Wide Financial Statements	
Statements of Net position	14
Statements of Activities	16
Fund Financial Statements	
Balance Sheets – General Fund	17
Reconciliation of Total Governmental Fund	
Balance to Statements of Net Position.....	18
Statements of Revenues, Expenditures and Changes in	
Fund Balance – General Fund.....	19
Reconciliation of Statements of Revenues, Expenditures and	
Changes in Fund Balance of Governmental Fund to Statements of Activities.....	20
Notes to Financial Statements.....	21
REQUIRED SUPPLEMENTARY INFORMATION	
Pension Information:	
Schedule of the Children’s Board Proportionate Share of The Net	
Pension Liability – Florida Retirement System Pension Plan.....	49
Schedule of the Children’s Board Contributions – Florida	
Retirement System Pension Plan.....	50
Schedule of the Children’s Board Proportionate Share of the Net	
Pension Liability – Retiree Health Insurance Subsidy Program.....	51
Schedule of the Children’s Board Contributions – Florida	
Retiree Health Insurance Subsidy Program.....	52
Budgetary Comparison Schedule:	
Schedule of Revenues, Expenditures and Changes In	
Fund Balance - Budget to Actual - Governmental Fund	53
COMPLIANCE INFORMATION	
Independent Auditor’s Report on Internal Control Over Financial Reporting	
and On Compliance and Other Matters Based on an Audit of Financial	
Statements Performed In Accordance With Government Auditing Standards.....	54
Management Letter	56
Independent Accountant’s Report on Compliance With	
Section 218.415, Florida Statutes.....	59



REPORT

DRAFT



INDEPENDENT AUDITOR'S REPORT

Board Members
Children's Board of Hillsborough County
Tampa, Florida

Report on the Audit of the Financial Statements

Opinions

We have audited the accompanying financial statements of the governmental activities and major fund of the Children's Board of Hillsborough County (the Children's Board) as of and for the years ended September 30, 2023 and 2022, and the related notes to the financial statements, which collectively comprise the Children's Board basic financial statements as listed in the table of contents.

In our opinion, the financial statements referred to above present fairly, in all material respects, the respective financial position of the governmental activities and major fund, of the Children's Board, as of September 30, 2023 and 2022, and the respective changes in financial position for the years then ended in accordance with accounting principles generally accepted in the United States of America.

Basis for Opinions

We conducted our audits in accordance with auditing standards generally accepted in the United States of America and the standards applicable to financial audits contained in *Government Auditing Standards*, issued by the Comptroller General of the United States. Our responsibilities under those standards are further described in the Auditor's Responsibilities for the Audit of the Financial Statements section of our report. We are required to be independent of the Children's Board and to meet our other ethical responsibilities, in accordance with the relevant ethical requirements relating to our audits. We believe that the audit evidence we have obtained is sufficient and appropriate to provide a basis for our audit opinions.

Responsibilities of Management for the Financial Statements

Management is responsible for the preparation and fair presentation of the financial statements in accordance with accounting principles generally accepted in the United States of America, and for the design, implementation, and maintenance of internal control relevant to the preparation and fair presentation of financial statements that are free from material misstatement, whether due to fraud or error.

In preparing the financial statements, management is required to evaluate whether there are conditions or events, considered in the aggregate, that raise substantial doubt about the Children's Board ability to continue as a going concern for twelve months beyond the financial statement date, including any currently known information that may raise substantial doubt shortly thereafter.

Auditor's Responsibilities for the Audit of the Financial Statements

Our objectives are to obtain reasonable assurance about whether the financial statements as a whole are free from material misstatement, whether due to fraud or error, and to issue an auditor's report that includes our opinions. Reasonable assurance is a high level of assurance but is not absolute assurance and therefore is not a guarantee that an audit conducted in accordance with generally accepted auditing standards and *Government Auditing Standards* will always detect a material misstatement when it exists. The risk of not detecting a material misstatement resulting from fraud is higher than for one resulting from error, as fraud may involve collusion, forgery, intentional omissions, misrepresentations, or the override of internal control. Misstatements are considered material if there is a substantial likelihood that, individually or in the aggregate, they would influence the judgment made by a reasonable user based on the financial statements.

In performing an audit in accordance with generally accepted auditing standards and *Government Auditing Standards*, we:

- Exercise professional judgment and maintain professional skepticism throughout the audit.
- Identify and assess the risks of material misstatement of the financial statements, whether due to fraud or error, and design and perform audit procedures responsive to those risks. Such procedures include examining, on a test basis, evidence regarding the amounts and disclosures in the financial statements.
- Obtain an understanding of internal control relevant to the audit in order to design audit procedures that are appropriate in the circumstances, but not for the purpose of expressing an opinion on the effectiveness of the Children's Board internal control. Accordingly, no such opinion is expressed.
- Evaluate the appropriateness of accounting policies used and the reasonableness of significant accounting estimates made by management, as well as evaluate the overall presentation of the financial statements.
- Conclude whether, in our judgment, there are conditions or events, considered in the aggregate, that raise substantial doubt about the Children's Board ability to continue as a going concern for a reasonable period of time.

We are required to communicate with those charged with governance regarding, among other matters, the planned scope and timing of the audit, significant audit findings, and certain internal control-related matters that we identified during the audit.

Required Supplementary Information

Accounting principles generally accepted in the United States of America require that the management's discussion and analysis, budgetary comparison information and other required supplementary information as listed in the table of contents be presented to supplement the basic financial statements. Such information is the responsibility of management and, although not a part of the basic financial statements, is required by the Governmental Accounting Standards Board who considers it to be an essential part of financial reporting for placing the basic financial statements in an appropriate operational, economic, or historical context. We have applied certain limited procedures to the required supplementary information in accordance with auditing standards generally accepted in the United States of America, which consisted of inquiries of management about the methods of preparing the information and comparing the information for consistency with management's responses to our inquiries, the basic financial statements, and other knowledge we obtained during our audit of the basic financial statements. We do not express an opinion or provide any assurance on the information because the limited procedures do not provide us with sufficient evidence to express an opinion or provide any assurance.

Other Reporting Required by Government Auditing Standards

In accordance with *Government Auditing Standards*, we have also issued our report dated March 28, 2024, on our consideration of the Children's Board internal control over financial reporting and on our tests of its compliance with certain provisions of laws, regulations, contracts, and grant agreements and other matters. The purpose of that report is solely to describe the scope of our testing of internal control over financial reporting and compliance and the results of that testing, and not to provide an opinion on the effectiveness of the Children's Board internal control over financial reporting or on compliance. That report is an integral part of an audit performed in accordance with *Government Auditing Standards* in considering Children's Board internal control over financial reporting and compliance.

Carr, Riggs & Ingram, L.L.C.

CARR, RIGGS & INGRAM, LLC

Tampa, Florida
March 28, 2024



MANAGEMENT'S DISCUSSION AND ANALYSIS

DRAFT



**Children's Board of Hillsborough County
Management's Discussion and Analysis
(Unaudited)
September 30, 2023 and 2022**

The Children's Board of Hillsborough County's (the Children's Board) Management Discussion and Analysis (MD&A) provides a financial performance review that is designed to focus on the financial activities, resulting changes, and currently known facts for the fiscal year ended on September 30, 2023. Please read it in conjunction with the accompanying presented financial statements.

Financial Highlights

- The Hillsborough County ad valorem property tax base increased \$18 billion or 14.7 percent from fiscal year 2021-2022 to fiscal year 2022-2023 because of the increase in property values. Total net ad valorem revenue increased \$8 million or 14.7 percent. The millage rate remained at .4589 mills per \$1,000 of property value.
- The overall change in revenue from fiscal year 2021-2022 to 2022-2023 was a net increase of \$11.6 million or 20.4 percent due to the increase in ad valorem revenue and investment income and a decrease in Eckerd Administrative Services Organization (ASO) revenue, other community partner funding, and miscellaneous income.
- The total overall change in program expenditures was a net increase of \$6.2 million or 18.8 percent for fiscal year 2022-2023 for a total of \$39.5 million (80.8 percent of total expenditures). This was due to new funding releases, and under spending in some continuation contracts.
- Governmental Fund balance increased \$20.4 million or 30.2 percent for fiscal year 2022-2023 because expenditures were under budget and revenue was over budget. There was a budgeted spend down of the fund balance.

Using this Annual Report

This annual report consists of a series of financial statements. The Statements of Net Position and the Statements of Activities on pages 14 and 16 provide information about the activities of the Children's Board as a whole and present a long-term view of the Children's Board's finances. Governmental Fund financial statements start on page 17. For governmental activities, these statements explain how the services were financed in the short term as well as what remains for future spending.

The Children's Board's basic financial statements provide users long-term and short-term information about the Children's Board's overall financial position. The Governmental Fund financial statements provide a current financial resource measurement focus using modified accrual accounting. The Government-Wide financial statements provide users an economic resource measurement focus based on full accrual accounting. The Government-Wide and Governmental Fund statement presentations allow the users to address relevant questions concerning the basis of comparison from year to year or government to government and the Children's Board's accountability.

**Children's Board of Hillsborough County
Management's Discussion and Analysis
(Unaudited)
September 30, 2023 and 2022**

Overview of the Financial Statements

Government-wide Financial Statements

The Statements of Net Position and the Statements of Activities report information about the Children's Board activities in a way that helps to evaluate its economic and financial position. These statements include all assets and liabilities using the accrual basis of accounting, which is similar to the method of accounting used by most private-sector companies. All the current year's revenues and expenses are considered regardless of when cash is received or paid.

These two statements report the Children's Board's net position and changes in it. Net Position is the difference between assets and liabilities. An increase in net position happens when revenue for the year exceeds expenditures.

In the Statements of Net Position (Table 1) and the Statements of Activities (Table 2) all the Children's Board's services are considered governmental activities. Appropriation funding includes property taxes, state and federal grants and other local funding to finance these activities.

**Table 1
Statements of Net Position:**

	2023	2022	2021
Assets:			
Current and Other Assets	\$ 30,972,076	\$ 20,879,939	\$ 18,404,807
Designated Assets	64,076,222	51,621,631	39,108,358
Capital Assets (net)	6,497,429	7,044,916	7,636,748
Total Assets	101,545,727	79,546,486	65,149,913
Deferred Outflows:			
Pension	1,153,076	1,087,042	771,031
Liabilities:			
Current Liabilities	7,647,435	5,411,331	5,882,564
Noncurrent Liabilities	4,911,781	4,320,240	2,642,427
Total Liabilities	12,559,216	9,731,571	8,524,991
Deferred Inflows:			
Pension	146,889	174,920	1,707,675
Net Position:			
Net Invested in Capital Assets	5,880,059	6,173,561	6,510,319
Unrestricted	84,112,639	64,553,476	49,177,959
Total Net Position	\$ 89,992,698	\$ 70,727,037	\$ 55,688,278

**Children's Board of Hillsborough County
Management's Discussion and Analysis
(Unaudited)
September 30, 2023 and 2022**

Total Assets increased \$22 million and 28 percent because of the increase in Future Commitments, and an increase in the capital reserve.

**Table 2
Statements of Activities:**

	2023	2022	2021
Expenses:			
Program Expense	\$ 39,539,264	\$ 33,296,147	\$ 32,228,044
Operating and Non-Operating Expense	8,887,485	7,765,019	6,551,136
Depreciation Expense	595,000	591,832	525,382
Interest Expense	18,894	25,202	28,597
Total Expenses	49,040,643	41,678,200	39,333,159
Revenues:			
Ad Valorem Taxes	62,625,916	54,608,379	50,364,885
Investment Income	4,869,500	639,715	96,355
Other Funding	810,888	1,468,865	1,423,019
Total Revenues	68,306,304	56,716,959	51,884,259
Change in Net Position	19,265,661	15,038,759	12,551,100
Net Position - Beginning of Year	70,727,037	55,688,278	43,137,178
Net Position - End of Year	\$ 89,992,698	\$ 70,727,037	\$ 55,688,278

The Statement of Activities presents information showing how the Children's Board net position changed during the most recent fiscal year. All changes in net position are reported as soon as the underlying event giving rise to the change occurs, regardless of the timing of related cash flows. Thus, revenues and expenses are reported in this statement for some items that will result in cash flows only in future fiscal periods.

Total expenses increased \$7.3 million or 17.7 percent from fiscal year 2021-2022 to fiscal year 2022-2023. Operating and non-operating expenses increased \$1.1 million or 14.5 percent for the fiscal period.

The overall change in total revenues was a net increase of \$11.6 million over the prior year. Ad Valorem Taxes increased 14.7 percent due to an increase in property values. Investment Income increased 661 percent because of an increase in the interest rate. Other community partner funding, Administrative Services Organization (ASO) funding, and miscellaneous income decreased 44.8 percent.

**Children's Board of Hillsborough County
Management's Discussion and Analysis
(Unaudited)
September 30, 2023 and 2022**

Governmental Fund Financial Statements

The Governmental Fund financial statements starting on page 17 focus on the individual parts of the Children's Board's activities and reports the Children's Board's operations in more detail than the Government-Wide statements.

The traditional users of government financial statements will find the Governmental Fund financial statement presentation more familiar. The Children's Board uses only one government fund category and does not have any proprietary or fiduciary funds activity.

Governmental Fund – All of The Children's Board's services are reported in a governmental fund. This focuses on cash and other financial assets that can readily be converted to cash and the balances left at year-end that are available for spending. Consequently, the Governmental Fund statements provide a detailed short-term view that helps the readers determine whether there are financial resources available to finance the Children's Board's basic services in the near future. Because this information does not encompass the additional long-term focus of the Government-Wide financial statements, we describe the relationship (or differences) between governmental activities (reported in the Statements of Net Position and the Statements of Activities) and Governmental Fund in a reconciliation following the fund financial statements.

	2023	2022	2021
Fund Balance:			
Nonspendable Fund Balance:			
Prepaid Expenditures	\$ 191,272	\$ 19,732	\$ 19,153
Committed Fund Balance:			
Building and Capital Reserve	1,281,627	981,627	681,627
Minimal Operational Expenditures	3,754,071	3,332,167	2,844,996
Assigned Fund Balance:			
Future Commitments of Current Programs	59,040,524	47,307,837	35,581,735
Unassigned Fund Balance:			
Unassigned Funds	23,461,140	15,730,359	12,764,484
Total Fund Balance	\$ 87,728,634	\$ 67,371,722	\$ 51,891,995

**Children's Board of Hillsborough County
Management's Discussion and Analysis
(Unaudited)
September 30, 2023 and 2022**

Summary of Balance Sheet

The Governmental Fund Balance Sheet on page 17 presents information on the Children's Board's assets and liabilities and the combined fund balance. The fund balance increased from \$67.4 million to \$87.7 million primarily due to additional ad valorem revenue, investment income, and underspending in program funding.

The \$87.7 million fund balance at September 30, 2023 consists of non-spendable, committed, assigned and unassigned categories. The non-spendable fund balance includes \$191,272 of prepaid expenditures. The committed fund balance includes the building and capital reserve and minimal operational expenditures for the first two months of each fiscal year totaling \$5 million. The assigned fund balance is for future commitments of current programs totaling \$59 million. The remaining \$23.4 million represents the unassigned fund balance, which is the remaining portion of the fund balance that has not been restricted, committed, or assigned which is available for general purposes.

Statements of Revenues, Expenditures and Changes in Fund Balance

Total revenues from the Governmental Fund were \$68.3 million in FY 2022-2023, a 20.4 percent increase from FY 2021-2022. The ad-valorem tax revenues, the Children's Board's largest revenue source, was \$62.6 million. This was a 14.7 percent increase from FY 2021-2022 because of the increase in property values. The millage rate remained at .4589.

Total expenditures for Governmental Fund were \$47.9 million, a 16.3 percent increase from FY 2021-2022. This included \$6.5 million in operating expenditures, \$1.6 million in non-operating, \$272,879 of debt service expenditures, \$47,513 for capital outlay, and \$39.5 million in program expenditures. The program expenditures included an overall 17.8 percent increase.

At year-end 2022-2023, the Children's Board's general fund reported \$87.7 million in fund balance, which is an increase of \$20.4 million or 30 percent increase from fiscal year 2021-2022.

**Children's Board of Hillsborough County
Management's Discussion and Analysis
(Unaudited)
September 30, 2023 and 2022**

**Table 3
General Fund Budgetary Highlights:**

	Original Budget 2022 - 2023	Amended Budget 2022 - 2023	Actual 2022 - 2023
Revenues			
Ad valorem taxes	\$ 61,929,405	\$ 61,929,405	\$ 62,625,916
Investment Income	892,000	892,000	4,869,500
Other Funding	821,000	1,021,000	810,888
Total Revenues	63,642,405	63,842,405	68,306,304
Expenditures			
Personnel	5,507,402	5,507,402	5,087,472
Operational Expenses	1,994,683	1,994,683	1,391,408
Capital	4,000,000	4,000,000	47,513
Local Government Fees	1,754,648	1,754,648	1,610,856
Debt Service	-	-	272,879
Program Expenses	53,253,582	53,453,582	39,539,264
Total Expenditures	66,510,315	66,710,315	47,949,392
Change to Fund Balance	\$ (2,867,910)	\$ (2,867,910)	\$ 20,356,912

General Fund Budget Comparison

Total revenues exceeded total expenditures by \$20 million in the general fund for fiscal year 2022-2023 as shown in Table 3.

Total Actual general fund revenues were \$4.5 million or 7 percent more than the budgeted revenues for fiscal year 2022-2023.

The actual expenditures were \$18.7 million below the budget amounts due to underspending in both operating and program budgets. Operating expenditures were under budget due to vacant positions throughout the year, and underspending in supplies, and contracted services. Local government fees and capital expenditures were also under budget. Unallocated funds through the competitive process and under spending in program contracts resulted in program expenditures being under budget for fiscal year 2022-2023.

The Children's Board's general fund balance change of \$20 million reported (Table 3) differs from the amended general fund's budgeted fund balance change of (2.9) million. This is principally because of lower than anticipated program and operating expenditures and additional interest income.

**Children's Board of Hillsborough County
Management's Discussion and Analysis
(Unaudited)
September 30, 2023 and 2022**

CAPITAL ASSET AND DEBT ADMINISTRATION

Capital Assets

The Children's Board has established a fixed asset amount of \$5,000 and greater as the threshold to recognize capitalized assets.

Change in Capital Assets

	Balance 09/30/22	Additions	Retirements/ Transfers	Balance 09/30/23
Non-Depreciable Assets:				
Land-Palm Avenue	\$ 1,082,724	\$ -	\$ -	\$ 1,082,724
Land-FRC Temple Terrace	300,000	-	-	300,000
Land-FRC Plant City	175,000	-	-	175,000
Depreciable assets:				
Right-to-use Lease Assets	1,370,865	-	-	1,370,865
Building-Palm Avenue	4,730,008	-	-	4,730,008
Building-FRC Temple Terrace	1,063,327	-	-	1,063,327
Building-FRC Plant City	1,981,494	-	-	1,981,494
Improvements	178,704	-	-	178,704
Improvements Other Than Building	414,711	-	-	414,711
Office Equipment	5,880	-	-	5,880
Office Furniture	39,806	-	-	39,806
Computer Equipment	11,151	-	-	11,151
Vehicles	-	47,513	-	47,513
	11,353,670	47,513	-	11,401,183
Less, Accumulated Depreciation:				
Right-to-use Lease Assets	523,494	261,747	-	785,241
Building-Palm Avenue	2,903,699	157,667	-	3,061,366
Building-FRC Temple Terrace	146,207	53,166	-	199,373
Building-FRC Plant City	132,099	99,075	-	231,174
Improvements	131,707	20,177	-	151,884
Improvements Other Than Building	414,711	-	-	414,711
Office Equipment	5,880	-	-	5,880
Office Furniture	39,806	-	-	39,806
Computer Equipment	11,151	-	-	11,151
Vehicles	-	3,168	-	3,168
	4,308,754	595,000	-	4,903,754
Capital Assets, Net	\$ 7,044,916	\$ (547,487)	\$ -	\$ 6,497,429

**Children's Board of Hillsborough County
Management's Discussion and Analysis
(Unaudited)
September 30, 2023 and 2022**

Change in Capital Assets

	Balance 09/30/21	Additions	Retirements/ Transfers	Balance 09/30/22
Non-Depreciable Assets:				
Land-Palm Avenue	\$ 1,082,724	\$ -	\$ -	\$ 1,082,724
Land-FRC Temple Terrace	300,000	-	-	300,000
Land-FRC Plant City	175,000	-	-	175,000
Depreciable assets:				
Right-to-use Lease Assets	1,370,865	-	-	1,370,865
Building-Palm Avenue	4,730,008	-	-	4,730,008
Building-FRC Temple Terrace	1,063,327	-	-	1,063,327
Building-FRC Plant City	1,981,494	-	-	1,981,494
Improvements	178,704	-	-	178,704
Construction-in-Progress	-	-	-	-
Improvements Other Than Building	414,711	-	-	414,711
Office Equipment	5,880	-	-	5,880
Office Furniture	39,806	-	-	39,806
Computer Equipment	11,151	-	-	11,151
	<u>11,353,670</u>	<u>-</u>	<u>-</u>	<u>11,353,670</u>
Less, Accumulated Depreciation:				
Right-to-use Lease Assets	261,747	261,747	-	523,494
Building-Palm Avenue	2,746,032	157,667	-	2,903,699
Building-FRC Temple Terrace	93,041	53,166	-	146,207
Building-FRC Plant City	33,024	99,075	-	132,099
Improvements	111,530	20,177	-	131,707
Improvements Other Than Building	414,711	-	-	414,711
Office Equipment	5,880	-	-	5,880
Office Furniture	39,806	-	-	39,806
Computer Equipment	11,151	-	-	11,151
	<u>3,716,922</u>	<u>591,832</u>	<u>-</u>	<u>4,308,754</u>
Capital Assets, Net	<u>\$ 7,636,748</u>	<u>\$ (591,832)</u>	<u>\$ -</u>	<u>\$ 7,044,916</u>

Change in Capital Assets:

At the end of the fiscal year 2022-2023, the Children's Board had \$11.4 Million invested in a variety of capital assets. Total capital assets increased by \$48 thousand from FY 2021-2022.

**Children's Board of Hillsborough County
Management's Discussion and Analysis
(Unaudited)
September 30, 2023 and 2022**

Long Term Debt

At September 30, 2023, the Children's Board had \$5.2 million in long-term debt versus \$4.6 million at September 30, 2022, a net increase of approximately \$638,000 and 14 percent. This obligation is comprised of compensatory vacation, sick leave and pension liabilities accrued. The net change consists of additions which occurred when additional leave was accrued, deletions which occurred when leaves were used and net post-employment benefits earned by employees during the year.

Section 125.901(3) (a) 6, Florida Statutes, (as it existed prior to October 1, 1990) states that the Children's Board has the power and duty to lease or buy such real estate, equipment, and personal property and to construct such buildings as are needed to execute the foregoing powers and duties, provided that no such purchases shall be made or building done except for cash with funds on hand.

More detailed information on capital assets and long-term debt are provided in notes 3 and 4 to the financial statements.

ECONOMIC FACTORS AND NEXT YEAR'S BUDGETS AND RATES

The Children's Board considered many factors when setting the fiscal year 2022-2023 budget and millage rate. The Children's Board promotes the well-being of children and families by uniting community partners, investing in innovative opportunities, and leading the county in best practices—so the whole community can realize its full potential. The organization funds programs and services for children and families throughout Hillsborough County. The primary result of Children's Board funding is that children are healthy and have acquired the developmental foundations needed to succeed in school and in life.

The Children's Board strategically funds faith based and non-profit organizations for services, personnel, programs, and supports that are proven to improve the lives of children and families. The Children's Board also funds training, technical assistance, capacity building, neighborhood initiatives and advocacy activities to create positive community conditions that benefit children and families. The Children's Board identifies child, family, and community needs; determines the best programs and services to fund; selects and contracts with the best program/service providers; and monitors program performance. The Children's Board evaluates the impact of its programs and participates in service and systems planning. Staff support is provided for technical assistance and training to support providers.

The Hillsborough County Property Appraiser's Office reassessed Just Values for market value increases on the 2022-2023 tax rolls presented to the taxing authorities. Accordingly, ad valorem revenues for the Children's Board are budgeted to increase by \$7.5 million for a total of \$68.8 million for fiscal year 2023-2024 with a millage rate remaining at .4589.

**Children's Board of Hillsborough County
Management's Discussion and Analysis
(Unaudited)
September 30, 2023 and 2022**

The continuation of the Children's Board Strategic Investment plan and current economic conditions were considered when adopting the general fund budget for fiscal year 2023-2024. The total budget for FY 2023-2024 is \$74.9 million, a net increase of 12.6 percent over the 2022-2023 budget of \$66.5 million. The Children's Board will appropriate \$2.4 million from fund balance in fiscal year 2023-2024.

Contacting the Children's Board's Financial Management

This financial report is designed to provide our citizens, taxpayers, customers, investors, and creditors with a general overview of the Children's Board's finances and to demonstrate the Children's Board's accountability for the money it receives.

If you have questions about this report or need additional financial information, contact:

Tonia Williams, Director of Finance
Children's Board of Hillsborough County
1002 E. Palm Avenue
Tampa, FL 33605
Telephone (813) 229-2884
or visit the Children's Board's web site at
www.childrensboard.org



Children's Board
HILLSBOROUGH COUNTY

www.ChildrensBoard.org



FINANCIAL STATEMENTS

DRAFT



Children's Board of Hillsborough County
Statements of Net Position
September 30, 2023 and 2022

	2023	2022
ASSETS		
Current Assets		
Cash and Cash Equivalents and Investments	\$ 30,141,456	\$ 20,100,340
Receivables:		
Ad Valorem Taxes	494,752	428,430
Other	144,596	331,437
Prepaid Expenses	191,272	19,732
Total Current Assets	30,972,076	20,879,939
Noncurrent Assets		
Designated Assets		
Cash and Cash Equivalents and Investments		
Future Commitments	59,040,524	47,307,837
Minimum Operating Expenses	3,754,071	3,332,167
Building and Capital Reserve	1,281,627	981,627
Total Designated Assets	64,076,222	51,621,631
Capital Assets		
Land	1,557,724	1,557,724
Property and Equipment	8,472,594	8,425,081
Right-to-use lease assets	1,370,865	1,370,865
	11,401,183	11,353,670
Less: Accumulated Depreciation	(4,903,754)	(4,308,754)
Net Capital Assets	6,497,429	7,044,916
Total Assets	101,545,727	79,546,486
DEFERRED OUTFLOWS OF RESOURCES		
Pension	1,153,076	1,087,042

The accompanying notes are an integral part of these financial statements.

**Children's Board of Hillsborough County
Statements of Net Position (Continued)
September 30, 2023 and 2022**

	2023	2022
LIABILITIES		
Current Liabilities		
Accounts Payable	160,481	124,627
Contracts Payable	7,061,975	4,863,255
Accrued Salaries, Wages and Benefits	97,192	96,078
Compensated Absences	60,575	27,498
Lease Liability	267,196	253,984
Other Liabilities	16	45,889
Total Current Liabilities	7,647,435	5,411,331
Noncurrent Liabilities		
Compensated Absences	243,999	293,979
Lease Liability	350,174	617,371
Net Pension Liability	4,317,608	3,408,890
Total Liabilities	12,559,216	9,731,571
DEFERRED INFLOWS OF RESOURCES		
Pension	146,889	174,920
NET POSITION		
Net Investment in Capital Assets	5,880,059	6,173,561
Unrestricted	84,112,639	64,553,476
Total Net Position	\$ 89,992,698	\$ 70,727,037

The accompanying notes are an integral part of these financial statements.

**Children's Board of Hillsborough County
Statements of Activities
Years Ended September 30, 2023 and 2022**

	2023	2022
Expenses		
Program	\$ 39,539,264	\$ 33,296,147
Operating	7,276,629	6,333,826
Non-Operating	1,610,856	1,431,193
Unallocated Depreciation	595,000	591,832
Interest Expense	18,894	25,202
Total Expenses	49,040,643	41,678,200
Revenues		
Ad Valorem Taxes	62,625,916	54,608,379
Investment Income	4,869,500	639,715
Administrative Services Organization Funding	597,386	931,987
Other Community Partner Funding	202,254	387,183
Miscellaneous Income	11,248	149,695
Total Revenues	68,306,304	56,716,959
Change in Net Position	19,265,661	15,038,759
Net Position, Beginning of Year	70,727,037	55,688,278
Net Position, End of Year	\$ 89,992,698	\$ 70,727,037

The accompanying notes are an integral part of these financial statements.

Children's Board of Hillsborough County
Balance Sheets – General Fund
September 30, 2023 and 2022

	2023	2022
ASSETS		
Cash and Cash Equivalents and Investments	\$ 30,141,456	\$ 20,100,340
Receivables		
Ad Valorem Taxes	494,752	428,430
Other	144,596	331,437
Prepaid Expenditures	191,272	19,732
Designated Assets		
Cash and Cash Equivalents and Investments		
Future Commitments	59,040,524	47,307,837
Minimum Operational Expenditures	3,754,071	3,332,167
Building and Capital Reserve	1,281,627	981,627
Total Assets	\$ 95,048,298	\$ 72,501,570
LIABILITIES AND FUND BALANCE		
Liabilities		
Accounts Payable	\$ 160,481	\$ 124,627
Contracts Payable	7,061,975	4,863,255
Accrued Salaries, Wages and Benefits	97,192	96,078
Other Liabilities	16	45,888
Total Liabilities	7,319,664	5,129,848
FUND BALANCE		
Nonspendable Fund Balance		
Prepaid Expenditures	191,272	19,732
Committed Fund Balance		
Building and Capital Reserve	1,281,627	981,627
Minimal Operational Expenditures	3,754,071	3,332,167
Assigned Fund Balance		
Future Commitments of Current Programs	59,040,524	47,307,837
Unassigned Fund Balance		
Unassigned Funds	23,461,140	15,730,359
Total Fund Balance	87,728,634	67,371,722
Total Liabilities and Fund Balance	\$ 95,048,298	\$ 72,501,570

The accompanying notes are an integral part of these financial statements.

**Children's Board of Hillsborough County
Reconciliation of Total Governmental Fund Balance
to Statements of Net Position
September 30, 2023 and 2022**

	2023	2022
Total Governmental Fund Balance	\$ 87,728,634	\$ 67,371,722
Amounts reported for governmental activities in the statements of net position are different because:		
Capital assets used in governmental activities are not financial resources and therefore are not reported in the funds.	6,497,429	7,044,916
Deferred outflows of resources and deferred inflows of resources related to pensions are applicable to future periods and, therefore are not reported in the governmental funds.		
Deferred outflows of resources related to pensions	1,153,076	1,087,042
Deferred inflows of resources related to pensions	(146,889)	(174,920)
Some liabilities applicable to the Children's Board's governmental activities are not due and payable in the current period and are not reported as fund liabilities.		
Lease liability	(617,370)	(871,355)
Compensated absences	(304,574)	(321,478)
Net pension liability	(4,317,608)	(3,408,890)
Net Position of Governmental Activities	\$ 89,992,698	\$ 70,727,037

The accompanying notes are an integral part of these financial statements.

Children's Board of Hillsborough County
Statements of Revenues, Expenditures, and Changes in
Fund Balance – General Fund
Years Ended September 30, 2023 and 2022

	2023	2022
Operating Revenues		
Ad Valorem Taxes	\$ 62,625,916	\$ 54,608,379
Investment Income	4,869,500	639,715
Administrative Services Organization	597,386	931,987
Other Community Partner Funding	202,254	387,183
Miscellaneous Income	11,248	149,695
Total Revenues	68,306,304	56,716,959
Expenditures		
Program		
Continuation and New Funding	39,539,264	33,576,423
Operating		
Salaries	3,702,152	3,358,291
Employee Benefits	1,385,320	1,233,005
Contracted Professional Services	362,200	346,197
Facility Expenditures	259,748	146,131
Family Resource Center Occupancy Expenditures	198,002	438,097
Professional Development	163,635	110,563
Other Operating	407,823	317,635
Total Operating	6,478,880	5,949,919
Non-Operating		
Capital Outlay	47,513	-
Local Government Fees	1,610,856	1,431,193
Total Non-Operating	1,658,369	1,431,193
Debt Service		
Principal	253,984	255,074
Interest	18,895	25,202
Total Debt Service	272,879	280,276
Total Expenditures	47,949,392	41,237,811
Net Change in Fund Balance	20,356,912	15,479,148
Fund Balance, Beginning of Year	67,371,722	51,892,574
Fund Balance, End of Year	\$ 87,728,634	\$ 67,371,722

The accompanying notes are an integral part of these financial statements.

**Children's Board of Hillsborough County
Reconciliation of Statements of Revenues, Expenditures, and Changes in
Fund Balance - Governmental Fund to Statements of Activities
September 30, 2023 and 2022**

	2023	2022
Net Change in Fund Balance - Total Governmental Funds	\$ 20,356,912	\$ 15,479,148
Amounts reported for governmental activities in the statements of activities are different because:		
Some expenses reported in the statements of activities do not require the use of financial resources and therefore are not reported as expenditures in governmental funds. These expenses are:		
Compensated Absences	16,904	5,533
Pension Expense	(692,523)	(109,164)
Governmental funds report capital outlays as expenditures. However, in the statements of activities the cost of assets is allocated over their estimated useful lives as depreciation expense. This is the amount by which capital outlay exceeds depreciation in the current period.		
Expenditures for capital assets	47,514	-
Less current year depreciation	(595,000)	(591,832)
	(547,486)	(591,832)
Repayment of lease principal is an expenditure in the governmental funds, but the repayment reduces lease liabilities in the statement of net position.	253,984	255,074
Change in Net Position of Governmental Activities	\$ 19,387,791	\$ 15,038,759

The accompanying notes are an integral part of these financial statements.

Children's Board of Hillsborough County
Notes to Financial Statements
September 30, 2023 and 2022

Note 1: SUMMARY OF SIGNIFICANT ACCOUNTING POLICIES

Organization and Reporting Entity:

The Children's Board of Hillsborough County (the Children's Board) is authorized under section 125.901, Florida Statutes (Chapter 86-197, Laws of Florida). The Children's Board was established as an independent special district by the approval of county voters in 1988 and the effective date of the creation of the Children's Board was January 1, 1989. As authorized in Section 31 of Chapter 90-288, Laws of Florida, the Children's Board operates under the provisions of section 125.901, Florida Statutes, as they existed prior to October 1, 1990.

The Children's Board has been determined to be an "Independent Special District" as described in Section 189.403, Florida Statutes, and is an "Other Stand-Alone Government" as defined by Governmental Accounting Standards Board (GASB) of the Financial Accounting Foundation Statement No. 14, *The Financial Reporting Entity*. An Other Stand-Alone Government does not have a separately elected governing body and does not meet the definition of a component unit of a primary government, as defined. The Children's Board is authorized to levy an ad valorem tax of up to one-half mil (\$.0005) on the taxable value of real and tangible personal property within the jurisdiction of its members. The Children's Board's ad valorem taxes are assessed as part of the annual assessment of Hillsborough County, which levies its taxes November 1 of each year. Collection of taxes is scheduled for November through the following March. Taxes become delinquent April 1 and tax certificates placing liens on the property are sold May 31.

The mission of the Children's Board is: The Children's Board invests in partnerships and quality programs to support the success of all children and families in Hillsborough County.

The primary focus of the Children's Board investments in the community is to support programs that strive to ensure children are ready to learn, developmentally on track, healthy and in safe and stable environments.

The Children's Board is constantly surveying the community for the needs of children and families; reviewing local data and supporting programming that aligns with the Mission to meet those needs. Program investments are monitored and evaluated individually for performance and our focus areas are then analyzed for community impact.

The Children's Board funds training, technical assistance, capacity building, neighborhood initiatives and emerging community needs that were otherwise not anticipated. All of these funding streams blend together to create positive community conditions that benefit children and families.

The significant accounting policies followed are described below.

Children's Board of Hillsborough County
Notes to Financial Statements
September 30, 2023 and 2022

Note 1: SUMMARY OF SIGNIFICANT ACCOUNTING POLICIES (Continued)

Basis of Accounting and Presentation

The financial statements of the Children's Board have been prepared in conformity with accounting principles generally accepted in the United States of America (GAAP) as applied to government units. The Government Accounting Standards Board (GASB) is the accepted standard-setting body for establishing governmental accounting and reporting principles.

Government-Wide Financial Statements: The Statements of Net Position and the Statements of Activities display information on all of the activities of the Children's Board as a whole.

The government-wide statements are prepared using the economic resources measurement focus and the accrual basis of accounting. This differs from the way governmental fund financial statements are prepared. Therefore, governmental fund financial statements include reconciliation with brief explanations to better identify the relationship between the government-wide statements and the statements for governmental funds.

Net position is reported as restricted when constraints placed on net asset use are either externally imposed by creditors, grantors, contributors, or laws or regulations of other governments or imposed by law through constitutional provisions or enabling legislation.

Governmental Fund Financial Statements: The financial transactions of the Children's Board are reported in individual funds in the fund financial statements. Each fund is accounted for by providing a separate set of self-balancing accounts that comprises its assets, liabilities, reserves, fund balance, revenues and expenditures/expenses.

Governmental fund financial statements are reported using the current financial resources measurement focus and the modified accrual basis of accounting. Revenues are recognized as soon as they are both measurable and available. Revenues are considered to be available when they are collectible within the current period or soon enough thereafter to pay liabilities of the current period. For this purpose, the Children's Board considers revenues to be available if they are collected within 120 days of the end of the current fiscal period. Grant revenues are recognized in the fiscal year in which all eligibility criteria have been satisfied. Expenditures generally are recorded when a liability is incurred, as under accrual accounting. However, expenditures related to compensated absences are recorded only when payment is due and executed.

The following is a description of the governmental fund the Children's Board has presented:

The General Fund is the general operating fund of the Children's Board. It is used to account for all financial resources except those required to be accounted for in other funds.

Note 1: SUMMARY OF SIGNIFICANT ACCOUNTING POLICIES (Continued)

Basis of Accounting and Presentation (Continued)

In the fund financial statements, fund balance for governmental funds is reported in classifications that comprise of a hierarchy based primarily on the extent to which the Children's Board is bound to honor constraints on the specific purpose for which amounts in their fund can be spent. Fund balance is reported in five components – nonspendable, restricted, committed, assigned and unassigned.

Nonspendable – This component includes amounts that cannot be spent because they are either (a) not in spendable form or (b) legally or contractually required to be maintained intact.

Restricted – This component consists of amounts that have constraints placed on them either externally by third-parties (creditors, grantors, contributors, or laws or regulations of other governments) or by law through constitutional provisions or enabling legislation. As of September 30, 2023 and 2022, there are no restricted fund balances.

Committed – This component consists of amounts that can only be used for specific purposes as a result of constraints imposed by formal action of the Children's Board highest level of decision-making authority, which is a resolution. Committed amounts cannot be used for any other purpose unless the Children's Board removes those constraints by taking the same type of action. The Board of Directors can establish, modify or rescind a fund balance commitment through the formal approval of a resolution.

Assigned – This component consists of amounts that are constrained by the Children's Board intent to be used for specific purposes, but are neither restricted nor committed. The Executive Director has been given the authority to assign specific items of fund balance as expressed in the Children's Board Fund Balance Policy.

Unassigned – This classification represents amounts that have not been restricted, committed or assigned to specific purposes within the general fund.

In general, restricted funds are used first when an expenditure is incurred for the purposes for which both restricted and unrestricted fund balance is available. For unrestricted fund balance, the order in which resources shall be spent is committed, assigned, and then unassigned.

Net Position: Net Position presents the difference between assets and liabilities in the statements of net position. Net position is reported as restricted when there are legal limitations imposed on their use by laws or regulations of other governments or external restrictions by creditors or grantors. An unrestricted net position may be designated for specific purposes at the option of the Board of Directors. If restricted and unrestricted net positions are available for the same purpose, then the restricted position will be used before unrestricted position.

Children's Board of Hillsborough County
Notes to Financial Statements
September 30, 2023 and 2022

Note 1: SUMMARY OF SIGNIFICANT ACCOUNTING POLICIES (Continued)

Basis of Accounting and Presentation (Continued)

Designated Assets: Designated assets represent cash, cash equivalents, and investments committed or assigned by the Board of Directors or Executive Officers, for building and capital reserve, minimal operating expenditures, and future commitments. Committed assets are restricted for use by formal action (resolution) of the Board. Assigned assets are those assets intended for a specific use by the executives of the Children's Board. As of September 30, 2023 and 2022 there are designated assets of \$64,076,22 and \$51,621,631, respectively.

Recently Issued and Implemented Accounting Pronouncements

In May 2020, the GASB issued GASB Statement No. 96, *Subscription-Based Information Technology Arrangements*. This Statement provides guidance on the accounting and financial reporting for subscription-based information technology arrangements (SBITAs) for government end users (governments). This Statement (1) defines a SBITA; (2) establishes that a SBITA results in a right-to-use subscription asset—an intangible asset—and a corresponding subscription liability; (3) provides the capitalization criteria for outlays other than subscription payments, including implementation costs of a SBITA; and (4) requires note disclosures regarding a SBITA. To the extent relevant, the standards for SBITAs are based on the standards established in Statement No. 87, *Leases*, as amended. The requirements of this Statement are effective for fiscal years beginning after June 15, 2022, and all reporting periods thereafter. Assets and liabilities resulting from SBITAs should be recognized and measured using the facts and circumstances that existed at the beginning of the fiscal year in which this Statement is implemented. Governments are permitted, but are not required, to include in the measurement of the subscription asset capitalizable outlays associated with the initial implementation stage and the operation and additional implementation stage incurred prior to the implementation of this Statement. There were no significant impacts of implementing this Statement.

Estimates

The preparation of financial statements in conformity with GAAP requires the use of estimates that affect certain reported amounts and disclosures. These estimates are based on management's knowledge and experience. Accordingly, actual results could differ from these estimates.

Children's Board of Hillsborough County
Notes to Financial Statements
September 30, 2023 and 2022

Note 1: SUMMARY OF SIGNIFICANT ACCOUNTING POLICIES (Continued)

Budgets

A formal budget is adopted for the general fund on a GAAP basis and is used as a limitation on expenditures. The original version of the budget was approved by the Board of Directors of the Children's Board on August 25, 2022 and became effective on October 1, 2022. After final approval, no reductions or increases are permitted, except for adjustments in the administrative budget, without the approval of the Board of Directors. The Executive Director is permitted to change the category amounts within the administrative budget by 10% so long as the aggregate administrative budget is not increased. The Executive Director may, by approval of the funded agency, adjust the line items of program budgets of funded agencies, including transfer of funds between programs operated by the same agency, and provided such transfers do not increase the aggregate allocation to the agency approved by the Board. Appropriations lapse at yearend and budgetary control is at the fund level.

Cash and Cash Equivalents and Investments

Cash consists of checking accounts, collectively designated as demand deposits. Cash deposits are carried at cost. The Children's Board considers all highly liquid debt instruments (including designated assets) with original maturities of three months or less to be cash equivalents. Cash equivalents are recorded at amortized cost, which approximates fair value. The investments constitute the fair value of the shares in the Local Government Surplus Funds Trust Fund as of September 30, 2023 and 2022.

Capital Assets

Capital assets with an original value of \$5,000 or more, and additions, improvements and other capital outlays having an original cost of \$5,000 or more that significantly extend the useful life are capitalized. Capital assets are accounted for in the government-wide statements, rather than in the fund financial statements. Routine maintenance, repairs, renewals and replacement costs are charged against operations.

Capital assets are valued at historical cost or estimated historical cost if actual historical cost was not available. Donated fixed assets are valued at their estimated acquisition value on the date donated.

The depreciation on assets, where disclosed, is provided using the straight-line method over the following estimated useful lives:

Buildings	30 years
Improvements	7 years
Improvements other than building	10 years
Office equipment	5 years
Office furniture	7 years
Computer equipment	3 years

Note 1: SUMMARY OF SIGNIFICANT ACCOUNTING POLICIES (Continued)

Contracts Payable

Contracts payable represents the Children's Board's liability to funded agencies for expenditures incurred under approved contracts which had not been paid by the Children's Board at year end.

Compensated Absences

Following Hillsborough County's Civil Service Law and pursuant to the Rules of the Civil Service Board, full-time, classified, permanent employees earn a paid vacation of two calendar weeks (10 working days) a year, increasing on a graduated scale to a maximum period of four calendar weeks (20 working days) after 15 years of service. Unclassified employees earn a paid vacation of three calendar weeks (15 working days) a year increasing on a graduated scale to a maximum period of six calendar weeks (30 working days) after 15 years of service.

Prior to February 2, 1997, all employees could accrue vacation without limit for use during the period of active employment, but payments of unused vacation for classified employees generally were limited to two times the number of days that the employee was entitled to accrue on an annual basis. However, effective on February 2, 1997, payments for unused annual leave are now subject to a limit of 320 hours or the employee's balance of accrued leave before February 2, 1997, whichever is greater.

In accordance with Statement No. 16 of GASB, *Accounting for Compensated Absences*, the compensated absences liability represents an accrual for vacation and sick leave and is calculated based on the pay or salary rates in effect at the balance sheet date. Additionally, accruals have been made for salary-related payments associated with the payment of compensated absences, using the rates in effect at the balance sheet date. The salary-related payments subject to this accrual are those items for which an employer is liable to make a payment directly and incrementally associated with payments made for compensated absences on termination.

Accordingly, the Children's Board has recognized 7.65% of the compensated absences liability, representing its share of the Social Security and Medicare taxes. An accrual is also made for the pension cost related to Florida Retirement Service and the ICMA 457 Plan for compensated absence calculations.

Children's Board of Hillsborough County
Notes to Financial Statements
September 30, 2023 and 2022

Note 1: SUMMARY OF SIGNIFICANT ACCOUNTING POLICIES (Continued)

Pensions

For purposes of measuring the net pension liability, deferred outflows of resources and deferred inflows of resources related to pensions, and pension expense, information about the plan net position of the Florida Retirement System (FRS or the System) and the Health Insurance Subsidy (HIS) and additions to/deductions from FRS' and HIS' plan net position has been determined on the same basis as they are reported by FRS and HIS. For this purpose, benefit payments (including refunds of employee contributions) are recognized when due and payable in accordance with the benefit terms.

Leases

Lease contracts that provide the Children's Board with control of a non-financial asset, such as buildings or equipment, for a period of time in excess of twelve months are reported as a leased asset with a related lease liability. The lease liability is recorded at the present value of future lease payments, including fixed payments, variable payments based on an index or fixed rate and reasonably certain residual guarantees. The intangible leased asset is recorded for the same amount as the related lease liability plus any prepayments and initial direct costs to place the asset in service. Leased assets are amortized over the shorter of the useful life of the asset or the lease term. The lease liability is reduced for lease payments made, less the interest portion of the lease payment.

Property Taxes

Property tax collections are governed by Chapter 197, Florida Statutes. The Hillsborough County Tax Collector bills and collects all property taxes levied within the County. Discounts of 4, 3, 2, and 1% are allowed for early payment in November, December, January, and February, respectively. The Tax Collector remits collected taxes at least monthly to the Children's Board. The Children's Board recognizes property tax revenue as it is received at the government-wide level and at the government fund level. As such, the Children's Board does not reserve an amount for an allowance for doubtful accounts. The calendar of events is as follows:

January 1	Property taxes are based on assessed value at this date as determined by the Hillsborough County Property Appraiser.
July 1	Assessment roll approved by the state.
September 27	Millage resolution approved by the Board of Directors
October 1	Beginning of fiscal year for which taxes have been levied.
November 1	Property taxes due and payable.
November 30	Last day for 4% maximum discount.
April 1	Unpaid property taxes become delinquent.
May 15	Tax certificates are sold by the Hillsborough County Tax Collector. This is the first lien date on the properties.

**Children's Board of Hillsborough County
Notes to Financial Statements
September 30, 2023 and 2022**

Note 1: SUMMARY OF SIGNIFICANT ACCOUNTING POLICIES (Continued)

Subsequent Events

Management has evaluated subsequent events through the date that the financial statements were available to be issued, March 28, 2024 and determined there were no events that occurred that required disclosure. No subsequent events occurring after this date have been evaluated for inclusion in these consolidated financial statements.

Note 2: CASH, CASH EQUIVALENTS AND INVESTMENTS

On September 30, 2023 and 2022, the bank balance of the Children's Board deposits was \$1,443,095 and the book balance was \$1,384,214. On September 30, 2022, the bank balance of the Children's Board deposits was \$2,739,930 and the book balance was \$2,710,993. The difference between the Children's Board book amount and bank amount is due to outstanding checks in its demand deposit accounts.

Of the September 30, 2023 Children's Board bank balances, \$250,000 was covered by federal depository insurance (FDIC). Of the September 30, 2023 and 2022 bank balances, \$250,000 was covered by FDIC. The State of Florida collateral pool is a multiple financial institution pool with the ability to assess its members for collateral shortfalls if its member institution fails. Required collateral is defined under Chapter 280 of the Florida Statutes, *Security for Public Deposits*.

Custodial Credit Risk – Deposits

Custodial risk is the risk that in the event of bank failure, the Children's Board's deposits may not be returned to it. Florida Statutes require deposits by governmental units in a financial institution be collateralized. The State of Florida maintains control over the collateral requirements and authorizes certain financial institutions to act as depositories for governmental units. The Children's Board maintains all accounts in financial institutions approved by the State of Florida.

Children's Board of Hillsborough County
Notes to Financial Statements
September 30, 2023 and 2022

Note 2: CASH, CASH EQUIVALENTS AND INVESTMENTS (Continued)

Investments

The investment policy of the Children’s Board is established in accordance with Florida Statutes Section 218.415, the Statutory Investment Policy Method. The objective of the investment policy is to ensure protection of principal, provide adequate liquidity and earn a competitive market rate of return. Florida Statutes also authorizes the Children’s Board to invest excess funds in the Local Government Surplus Funds Trust Fund Investment Pool (Florida PRIME) administered by the State Board of Administration under the regulatory local government oversight of the State of Florida. The balance in that account on September 30, 2023 and September 30, 2022 was \$92,833,464 and \$69,010,979, respectively. These types of investments are classified as Cash Equivalents on the Statements of Net Position and Balance Sheet due to the nature of the underlying securities and their corresponding liquidity.

The Children’s Board continues to monitor the economic environment in order to identify other investment options to maximize attainment of the investment policy objectives.

For fiscal year ended September 30, 2023 and 2022, the Children’s Board utilized a Public Funds Non-Interest-Bearing Checking account, with Wells Fargo Bank, for all banking transactions. The Children’s Board also invested short term surplus funds in the Florida PRIME.

At September 30, 2023, the Children’s Board’s investments, with their corresponding ratings from Standard & Poor’s, were as follows:

<u>Investment Type</u>	<u>Fair Value</u>	<u>Credit Rating</u>
Local Government Surplus Funds Trust Fund Florida Prime	\$ 92,833,464	AAAm
<u>Concentration of Credit Risk Issuer</u>	<u>Amount</u>	<u>% of Portfolio</u>
Local Government Surplus Funds Trust Fund Florida PRIME	\$ 92,833,464	100%

**Children's Board of Hillsborough County
Notes to Financial Statements
September 30, 2023 and 2022**

Note 2: CASH, CASH EQUIVALENTS AND INVESTMENTS (Continued)

Investments (Continued)

At September 30, 2022, the Children's Board's investments, with their corresponding ratings from Standard & Poor's, were as follows:

<u>Investment Type</u>	<u>Fair Value</u>	<u>Credit Rating</u>
Local Government Surplus Funds Trust Fund Florida Prime	\$ 69,010,979	AAAm
<u>Concentration of Credit Risk Issuer</u>	<u>Amount</u>	<u>% of Portfolio</u>
Local Government Surplus Funds Trust Fund Florida PRIME	\$ 69,010,979	100%

Concentration of Credit Risk

The Children's Board places no limit on the amount they may invest in any one issuer. The majority of the Board's investments are in the Local Government Surplus Funds Trust Fund Florida PRIME account.

Credit Risk

Section 150: *Investments* of the GASB Codification requires that governments provide information about credit risk associated with their investments by disclosing the credit rating of investments in debt securities as described by nationally recognized statistical rating organizations. The Children's Board has limited its credit risk by limiting investments to the safest types of securities, primarily government investment pools. The Children's Board investment objectives are prioritized by safety, liquidity and yield. Time Deposits, are collateralized under the State of Florida Qualified Public Depository Program, whereby member institutions are collectively responsible for any individual member's default.

Interest Rate Risk

As a means of limiting its exposure to fair market value losses arising from interest rates, the Children's Board's investment policy is structured to provide sufficient liquidity to pay obligations as they come due. All of the Children's Board's investment portfolios were intended to have maturities of less than one year.

Note 2: CASH, CASH EQUIVALENTS AND INVESTMENTS (Continued)

Fair Value

GASB Codification Section 3100: Fair Value Measurements establishes a framework for measuring fair value. That framework provides a fair value hierarchy that prioritizes the inputs to valuation techniques used to measure fair value. The hierarchy gives the highest priority to unadjusted quoted prices in active markets for identical assets or liabilities (Level 1 measurements) and the lowest priority to unobservable inputs (Level 3 measurements).

The three levels of the fair value hierarchy under the codification are described as follows:

Level 1 (L1): Inputs to the valuation methodology are unadjusted quoted prices for identical assets or liabilities in active markets that the Children's Board has the ability to access.

Level 2 (L2): Inputs to the valuation methodology include:

- quoted prices for similar assets or liabilities in active markets;
- quoted prices for identical or similar assets or liabilities in inactive markets;
- inputs other than quoted prices that are observable for the asset or liability;
- inputs that are derived principally from or corroborated by observable market data by correlation or other means.

Level 3 (L3): Inputs to the valuation methodology are unobservable and significant to the fair value measurement.

The asset or liability's fair value measurement level within the fair value hierarchy is based on the lowest level of any input that is significant to the fair value measurement. Valuation techniques used need to maximize the use of observable inputs and minimize the use of unobservable inputs.

Local Government Investment Pools – Florida PRIME is valued at net asset value.

The methods described above may produce a fair value calculation that may not be indicative of net realizable value or reflective of future fair values. Furthermore, although the Children's Board believes its valuation methods are appropriate and consistent with other market participants, the use of different methodologies or assumptions to determine the fair value of certain financial instruments could result in a different fair value measurement at the reporting date.

Children's Board of Hillsborough County
Notes to Financial Statements
September 30, 2023 and 2022

Note 2: CASH, CASH EQUIVALENTS AND INVESTMENTS (Continued)

Fair Value of Investments in Entities that Calculate Net Asset Value (NAV) – The following table summarizes investments measured at fair value based on NAV per share as of September 30, 2023 and 2022:

As of September 30,	Fair Value	
	2023	2022
Investments measured at amortized cost		
Local Government Investment Pools		
Florida PRIME	\$ 92,833,464	\$ 69,010,979
Total investments	\$ 92,833,464	\$ 69,010,979

Withdrawal Limitations

As of September 30, 2023, and 2022, there were no redemption fees or maximum transaction amounts, or any other requirements that served to limit the Children's Board's daily access to 100 percent the account balance held at the Florida Prime.

As of September 30, 2023, the Children's Board has the following investments and maturities:

Investment Type	Fair Value	Investment Maturities (in Years)				
		Less than 1	1 - 3	3 - 5	5 - 10	10 - 20
Local Government Surplus Funds Trust Fund						
Florida PRIME	\$ 92,833,464	\$92,833,464	\$ -	\$ -	\$ -	\$ -

As of September 30, 2022, the Children's Board had the following investments and maturities:

Investment Type	Fair Value	Investment Maturities (in Years)				
		Less than 1	1 - 3	3 - 5	5 - 10	10 - 20
Local Government Surplus Funds Trust Fund						
Florida PRIME	\$ 69,010,979	\$ 69,010,979	\$ -	\$ -	\$ -	\$ -

**Children's Board of Hillsborough County
Notes to Financial Statements
September 30, 2023 and 2022**

Note 2: CASH, CASH EQUIVALENTS AND INVESTMENTS (Continued)

The statements of net position classifications are summarized by investment categories as follows:

	<u>2023</u>	<u>2022</u>
Cash	\$ 1,384,214	\$ 2,710,993
Local Government Surplus Funds Trust		
Florida PRIME	<u>92,833,464</u>	<u>69,010,979</u>
	<u>\$94,217,678</u>	<u>\$71,721,971</u>

Cash and cash equivalents are reported in the accompanying statements of net position as follows:

	<u>2023</u>	<u>2022</u>
Current assets		
Cash and cash equivalents	\$30,141,456	\$20,100,340
Designated assets		
Cash and cash equivalents	<u>64,076,222</u>	<u>51,621,631</u>
	<u>\$94,217,678</u>	<u>\$71,721,971</u>

Children's Board of Hillsborough County
Notes to Financial Statements
September 30, 2023 and 2022

Note 3: CAPITAL ASSETS

	Balance 09/30/22	Additions	Retirements/ Transfers	Balance 09/30/23
Non-Depreciable Assets:				
Land-Palm Avenue	\$ 1,082,724	\$ -	\$ -	\$ 1,082,724
Land-FRC Temple Terrace	300,000	-	-	300,000
Land-FRC Plant City	175,000	-	-	175,000
Depreciable assets:				
Right-to-use Lease Assets	1,370,865	-	-	1,370,865
Building-Palm Avenue	4,730,008	-	-	4,730,008
Building-FRC Temple Terrace	1,063,327	-	-	1,063,327
Building-FRC Plant City	1,981,494	-	-	1,981,494
Improvements	178,704	-	-	178,704
Improvements Other Than Building	414,711	-	-	414,711
Office Equipment	5,880	-	-	5,880
Office Furniture	39,806	-	-	39,806
Computer Equipment	11,151	-	-	11,151
Vehicles	-	47,513	-	47,513
	11,353,670	47,513	-	11,401,183
Less, Accumulated Depreciation:				
Right-to-use Lease Assets	523,494	261,747	-	785,241
Building-Palm Avenue	2,903,699	157,667	-	3,061,366
Building-FRC Temple Terrace	146,207	53,166	-	199,373
Building-FRC Plant City	132,099	99,075	-	231,174
Improvements	131,707	20,177	-	151,884
Improvements Other Than Building	414,711	-	-	414,711
Office Equipment	5,880	-	-	5,880
Office Furniture	39,806	-	-	39,806
Computer Equipment	11,151	-	-	11,151
Vehicles	-	3,168	-	3,168
	4,308,754	595,000	-	4,903,754
Capital Assets, Net	\$ 7,044,916	\$ (547,487)	\$ -	\$ 6,497,429

Children's Board of Hillsborough County
Notes to Financial Statements
September 30, 2023 and 2022

Note 3: CAPITAL ASSETS (Continued)

	Balance 09/30/21	Additions	Retirements/ Transfers	Balance 09/30/22
Non-Depreciable Assets:				
Land-Palm Avenue	\$ 1,082,724	\$ -	\$ -	\$ 1,082,724
Land-FRC Temple Terrace	300,000	-	-	300,000
Land-FRC Plant City	175,000	-	-	175,000
Depreciable assets:				
Right-to-use Lease Assets	1,370,865	-	-	1,370,865
Building-Palm Avenue	4,730,008	-	-	4,730,008
Building-FRC Temple Terrace	1,063,327	-	-	1,063,327
Building-FRC Plant City	1,981,494	-	-	1,981,494
Improvements	178,704	-	-	178,704
Construction-in-Progress	-	-	-	-
Improvements Other Than Building	414,711	-	-	414,711
Office Equipment	5,880	-	-	5,880
Office Furniture	39,806	-	-	39,806
Computer Equipment	11,151	-	-	11,151
	11,353,670	-	-	11,353,670
Less, Accumulated Depreciation:				
Right-to-use Lease Assets	261,747	261,747	-	523,494
Building-Palm Avenue	2,746,032	157,667	-	2,903,699
Building-FRC Temple Terrace	93,041	53,166	-	146,207
Building-FRC Plant City	33,024	99,075	-	132,099
Improvements	111,530	20,177	-	131,707
Improvements Other Than Building	414,711	-	-	414,711
Office Equipment	5,880	-	-	5,880
Office Furniture	39,806	-	-	39,806
Computer Equipment	11,151	-	-	11,151
	3,716,922	591,832	-	4,308,754
Capital Assets, Net	\$ 7,636,748	\$ (591,832)	\$ -	\$ 7,044,916

Depreciation expense during the years ended September 30, 2023 and 2022 was \$595,000 and \$591,832, respectively. These amounts are included in unallocated depreciation expense in the accompanying Government-wide statements of activities.

Children's Board of Hillsborough County
Notes to Financial Statements
September 30, 2023 and 2022

Note 4: LONG-TERM LIABILITIES

Long-term liability activity for the years ended September 30, 2023 and 2022, were as follows:

	Balance 9/30/2022	Additions	Reductions	Balance 9/30/2023	Due within One year
Compensated absences	\$ 321,477	\$ 223,955	\$ (240,858)	\$ 304,574	\$ 60,575
Lease liability	871,355	-	(253,985)	617,370	267,196
Net pension liability	3,408,890	908,718	-	4,317,608	-
	<u>\$ 4,601,722</u>	<u>\$ 1,132,673</u>	<u>\$ (494,843)</u>	<u>\$ 5,239,552</u>	<u>\$ 327,771</u>

	Balance 9/30/2021	Additions	Reductions	Balance 9/30/2022	Due within One year
Compensated absences	\$ 327,011	\$ 243,943	\$ (249,477)	\$ 321,477	\$ 27,498
Lease liability	1,126,429	-	(255,074)	871,355	253,984
Net pension liability	1,450,960	1,957,930	-	3,408,890	-
	<u>\$ 2,904,400</u>	<u>\$ 2,201,873</u>	<u>\$ (504,551)</u>	<u>\$ 4,601,722</u>	<u>\$ 281,482</u>

Note 5: EMPLOYEE DEFERRED COMPENSATION AND RETIREMENT PLANS

Defined Benefit Plans

The Children's Board participates in two defined benefit pension plans that are administered by the State of Florida, Department of Management Services, Division of Retirement. The plans provide retirement, disability or death benefits to retirees or their designated beneficiaries. Chapter 121, Florida Statutes, establishes the authority for benefit provisions. Changes to the law can only occur through an act of the Florida Legislature. The State of Florida issues a publicly available financial report that includes financial statements and required supplementary information for the plans. That report is available from the Florida Department of Management Services' website (www.dms.myflorida.com).

Note 5: EMPLOYEE DEFERRED COMPENSATION AND RETIREMENT PLANS (Continued)

The Florida Retirement System (FRS) Pension Plan is a cost-sharing, multiple-employer defined benefit pension plan with a Deferred Retirement Option Program (DROP) available for eligible employees. The FRS was established and is administered in accordance with Chapter 121, Florida Statutes. Retirees receive a lifetime pension benefit with joint and survivor payment options. FRS membership is compulsory for employees filling regularly established positions in a state agency, county agency, state university, state college, or district school board, unless restricted from FRS membership under Sections 121.053 or 121.122, Florida Statutes, or allowed to participate in a defined contribution plan in lieu of FRS membership. Participation by cities, municipalities, special districts, charter schools and metropolitan planning organizations is optional.

The Retiree Health Insurance Subsidy (HIS) Program is a cost-sharing, multiple-employer defined benefit pension plan established and administered in accordance with Section 112.363, Florida Statutes. The benefit is a monthly payment to assist retirees of the state-administered retirement systems in paying their health insurance costs. To be eligible to receive a HIS benefit, a retiree under a state administered retirement system must provide proof of eligible health insurance coverage, which can include Medicare.

Benefits Provided

Benefits under the FRS Pension Plan are computed on the basis of age and/or years of service, average final compensation, and service credit. Credit for each year of service is expressed as a percentage of the average final compensation. For members initially enrolled before July 1, 2011, the average final compensation is the average of the five highest fiscal years' earnings; for members initially enrolled on or after July 1, 2011, the average final compensation is the average of the eight highest fiscal years' earnings. The total percentage value of the benefit received is determined by calculating the total value of all service, which is based on the retirement plan and/or class to which the member belonged when the service credit was earned.

Eligible retirees and beneficiaries receive a monthly HIS payment equal to the number of years of service credited at retirement multiplied by \$5. The minimum payment is \$30 and the maximum payment is \$150 per month, pursuant to Section 112.363, Florida Statutes.

**Children's Board of Hillsborough County
Notes to Financial Statements
September 30, 2023 and 2022**

Note 5: EMPLOYEE DEFERRED COMPENSATION AND RETIREMENT PLANS (Continued)

Contributions

The contribution requirements of plan members and the employer are established and may be amended by the Florida Legislature. Employees are required to contribute 3.00% of their salary to the FRS Pension Plan. The employer's contribution rates as of September 30, 2023 and 2022, were as follows:

	2023		2022	
	FRS	HIS	FRS	HIS
Regular class	11.91%	1.66%	10.82%	1.66%
Special risk class	27.83%	1.66%	25.89%	1.66%
Senior management services class	31.57%	1.66%	29.01%	1.66%
City, county, special district elected officers	57.00%	1.66%	51.42%	1.66%
DROP	18.60%	1.66%	18.34%	1.66%

The employer's contributions for the year ended September 30, 2023, were \$636,277 to the FRS Pension Plan and \$62,800 to the HIS Program.

The employer's contributions for the year ended September 30, 2022, were \$316,555 to the FRS Pension Plan and \$55,181 to the HIS Program.

Pension Liabilities and Pension Expense

In its financial statements for the years ended September 30, 2023 and 2022, the Children's Board reported a liability for its proportionate share of the net pension liability of the FRS Pension Plan and its proportionate share of the net pension liability of the HIS Program. The net pension liabilities were measured as of June 30, 2023 and 2022. The Children's Board's proportions of the net pension liabilities were based on its share of contributions to the pension plans relative to the contributions of all participating entities, actuarially determined.

<i>Year ended September 30, 2023</i>	FRS	HIS	Total
Net pension liability	\$ 2,900,513	\$ 1,417,095	\$ 4,317,608
Proportion at:			
Current measurement date	0.007279155%	0.008923023%	
Prior measurement date	0.006739953%	0.008507546%	
Pension expense (benefit)	\$ 684,191	\$ 556,538	\$ 1,240,729

Children's Board of Hillsborough County
Notes to Financial Statements
September 30, 2023 and 2022

Note 5: EMPLOYEE DEFERRED COMPENSATION AND RETIREMENT PLANS (Continued)

<i>Year ended September 30, 2022</i>	FRS	HIS	Total
Net pension liability	\$ 2,507,805	\$ 901,085	\$ 3,408,890
Proportion at:			
Current measurement date	0.006739953%	0.008507546%	
Prior measurement date	0.006161139%	0.008034531%	
Pension expense (benefit)	\$ 411,057	\$ 69,842	\$ 480,899

Deferred Outflows/Inflows of Resources Related to Pensions

At September 30, 2023, the Children's Board reported deferred outflows of resources and deferred inflows of resources related to pensions from the following sources:

	FRS		HIS	
	Deferred Outflows of Resources	Deferred Inflows of Resources	Deferred Outflows of Resources	Deferred Inflows of Resources
Difference between expected and actual experience	\$ 272,333	\$ -	\$ 20,745	\$ 3,326
Change of assumptions	189,079	-	37,255	122,796
Net differences between projected and actual earnings on pension plan investments	121,133		732	-
Changes in proportion and differences between Children's Board contributions and proportionate share of contributions	290,176	1,836	99,493	18,931
Children's Board contributions subsequent to the measurement date	103,232	-	18,898	-
Total	\$ 975,953	\$ 1,836	\$ 177,123	\$ 145,053

At September 30, 2022, the Children's Board reported deferred outflows of resources and deferred inflows of resources related to pensions from the following sources:

	FRS		HIS	
	Deferred Outflows of Resources	Deferred Inflows of Resources	Deferred Outflows of Resources	Deferred Inflows of Resources
Difference between expected and actual experience	\$ 119,106	\$ -	\$ 27,350	\$ 3,965
Change of assumptions	308,847	-	51,651	139,397
Net differences between projected and actual earnings on pension plan investments	165,590		1,305	-
Changes in proportion and differences between Children's Board contributions and proportionate share of contributions	224,211	5,559	84,058	25,999
Children's Board contributions subsequent to the measurement date	90,129	-	14,795	-
Total	\$ 907,883	\$ 5,559	\$ 179,159	\$ 169,361

Children's Board of Hillsborough County
Notes to Financial Statements
September 30, 2023 and 2022

Note 5: EMPLOYEE DEFERRED COMPENSATION AND RETIREMENT PLANS (Continued)

Deferred Outflows/Inflows of Resources Related to Pensions (Continued)

Deferred outflows of resources related to employer contributions paid subsequent to the measurement date and prior to the employer's fiscal year end will be recognized as a reduction of the net pension liability in the reporting period ending September 30, 2024.

Other pension-related amounts reported as deferred outflows of resources and deferred inflows of resources will be recognized in pension expense as follows:

Year ended September 30:	FRS	HIS
2024	\$ 161,630	\$ 6,600
2025	49,619	11,902
2026	549,422	3,542
2027	88,590	(8,655)
2028	21,624	(1,500)
Thereafter	-	1,283
Totals	\$ 870,885	\$ 13,172

Actuarial Assumptions

The total pension liability for each of the defined benefit plans was measured as of June 30, 2023 for the year ended September 30, 2023. The total pension liability for both the FRS Pension Plan and for the HIS Program were determined by actuarial valuations dated July 1, 2023. The individual entry age actuarial cost method was used for each plan, along with the following significant actuarial assumptions:

	FRS	HIS
Inflation	2.40%	2.40%
Salary increase	3.25%	3.25%
Investment rate of return	6.70%	N/A
Discount rate	6.70%	3.65%

Mortality assumptions for both plans were based on the PUB-2010 base tables projected generationally with Scale MP-2018.

For both plans, the actuarial assumptions used in the valuation dated July 1, 2023 were based on the results of an actuarial experience study for the period July 1, 2013, through June 30, 2018.

**Children's Board of Hillsborough County
Notes to Financial Statements
September 30, 2023 and 2022**

Note 5: EMPLOYEE DEFERRED COMPENSATION AND RETIREMENT PLANS (Continued)

Actuarial Assumptions (Continued)

The following changes in key actuarial assumptions occurred in 2023:

HIS:

- The long-term expected rate of return and the discount rate used to determine the total pension liability increased from 3.54% to 3.65%

The long-term expected investment rate of return for the FRS Pension Plan was not based on historical returns, but instead was based on a forward-looking capital market economic model developed during 2023 by an outside investment consultant to the Florida State Board of Administration. Each asset class assumption is based on a consistent set of underlying assumptions, and includes an adjustment for the inflation assumption of 2.40%.

For the FRS Pension Plan, the table below summarizes the consulting actuary's assumptions based on the long-term target asset allocation.

Asset Class	Target Allocation*	Annual Arithmetic Return	Compunt Annual (Geometric) Return	Standard Deviation
Cash	1.00%	2.90%	2.90%	1.10%
Fixed Income	19.80%	4.50%	4.40%	3.40%
Global Equity	54.00%	8.70%	7.10%	18.10%
Real Estate (Property)	10.30%	7.60%	6.60%	14.80%
Private Equity	11.10%	11.90%	8.80%	26.30%
Strategic Investment	3.80%	6.30%	6.10%	7.70%
Total	100.00%			

The total pension liability for each of the defined benefit plans was measured as of June 30, 2023 or the year ended September 30, 2023. The total pension liability for both the FRS Pension Plan and for the HIS Program were determined by actuarial valuations dated July 1, 2023.

**Children's Board of Hillsborough County
Notes to Financial Statements
September 30, 2023 and 2022**

Note 5: EMPLOYEE DEFERRED COMPENSATION AND RETIREMENT PLANS (Continued)

Actuarial Assumptions (Continued)

The individual entry age actuarial cost method was used for each plan, along with the following significant actuarial assumptions:

	FRS	HIS
Inflation	2.40%	2.40%
Salary increase	3.25%	3.25%
Investment rate of return	6.70%	N/A
Discount rate	6.70%	3.54%

Mortality assumptions for both plans were based on the Generational RP-2010 with Projection Scale MP-2018.

For both plans, the actuarial assumptions used in the valuation dated July 1, 2021 were based on the results of an actuarial experience study for the period July 1, 2013, through June 30, 2018.

The following changes in key actuarial assumptions occurred in 2022:

FRS:

- The investment return assumption for purposes of developing actuarially calculated contribution rates decreased from 6.80% to 6.70%

HIS:

- The long-term expected rate of return and the discount rate used to determine the total pension liability increased from 2.16% to 3.54%

The long-term expected investment rate of return for the FRS Pension Plan was not based on historical returns, but instead was based on a forward-looking capital market economic model developed during 2020 by an outside investment consultant to the Florida State Board of Administration. Each asset class assumption is based on a consistent set of underlying assumptions, and includes an adjustment for the inflation assumption of 2.40%.

**Children's Board of Hillsborough County
Notes to Financial Statements
September 30, 2023 and 2022**

Note 5: EMPLOYEE DEFERRED COMPENSATION AND RETIREMENT PLANS (Continued)

Actuarial Assumptions (Continued)

For the FRS Pension Plan, the table below summarizes the consulting actuary's assumptions based on the long-term target asset allocation.

Asset Class	Target Allocation*	Annual Arithmetic Return	Compunt Annual (Geometric) Return	Standard Deviation
Cash	1.00%	2.60%	2.60%	1.10%
Fixed Income	19.80%	4.40%	4.40%	3.20%
Global Equity	54.00%	8.80%	7.30%	17.80%
Real Estate (Property)	10.30%	7.40%	6.30%	15.70%
Private Equity	11.10%	12.00%	8.90%	26.30%
Strategic Investment	3.80%	6.20%	5.90%	7.80%
Total	100.00%			

Discount Rate

The discount rate used to measure the total pension liability for the FRS Pension Plan was 6.70%. FRS' fiduciary net position was projected to be available to make all projected future benefit payments of current active and inactive employees. Therefore, the discount rate for calculating the total pension liability is equal to the long-term expected rate of return.

Because the HIS Program is essentially funded on a pay-as-you-go basis and the depletion date is considered to be immediate, a municipal bond rate of 3.65% was used to determine the total pension liability for the program. The Bond Buyer General Obligation 20-Year Municipal Bond Index was used as the applicable municipal bond index.

Sensitivity Analysis

The following tables demonstrate the sensitivity of the net pension liability for September 30, 2023 to changes in the discount rate. The sensitivity analysis shows the impact to the employer's proportionate share of the net pension liability if the discount rate was 1.00% higher or 1.00% lower than the current discount rate.

Children's Board of Hillsborough County
Notes to Financial Statements
September 30, 2023 and 2022

Note 5: EMPLOYEE DEFERRED COMPENSATION AND RETIREMENT PLANS (Continued)

Sensitivity Analysis (Continued)

	FRS			HIS		
	Current Discount			Current Discount		
	1% Decrease 5.70%	Rate 6.70%	1% Increase 7.70%	1% Decrease 2.65%	Rate 3.65%	1% Increase 4.65%
Employer's proportionate share of the net pension liability	\$ 4,954,667	\$ 2,900,513	\$ 1,181,968	\$ 1,616,684	\$ 1,417,095	\$ 1,251,649

The following tables demonstrate the sensitivity of the net pension liability for September 30, 2022 to changes in the discount rate. The sensitivity analysis shows the impact to the employer's proportionate share of the net pension liability if the discount rate was 1.00% higher or 1.00% lower than the current discount rate.

	FRS			HIS		
	Current Discount			Current Discount		
	1% Decrease 5.70%	Rate 6.70%	1% Increase 7.70%	1% Decrease 2.54%	Rate 3.54%	1% Increase 4.54%
Employer's proportionate share of the net pension liability	\$ 4,337,075	\$ 2,507,805	\$ 978,316	\$ 1,030,915	\$ 901,085	\$ 793,653

Pension Plans' Fiduciary Net Position

Detailed information about the pension plans' fiduciary net position is available in the State's separately issued financial reports.

Defined Contribution Plan

Pursuant to Chapter 121, Florida Statutes, the Florida Legislature created the Florida Retirement Investment Plan ("FRS Investment Plan"), a defined contribution pension plan qualified under Section 401(a) of the Internal Revenue Code. The FRS Investment Plan is an alternative available to members of the Florida Retirement System in lieu of the defined benefit plan. There is a uniform contribution rate covering both the defined benefit and defined contribution plans, depending on membership class. Required employer contributions made to the plan during the years ended September 30, 2023 and 2022 was, \$112,790 and \$41,953, respectively.

Note 5: EMPLOYEE DEFERRED COMPENSATION AND RETIREMENT PLANS (Continued)

Deferred Compensation Plan

The Children's Board offers its permanent employees a deferred compensation plan created in accordance with Internal Revenue Code 457. The International City Managers Association (ICMA) administers the plan. The Plan is available to all permanent employees, which allows a deferral of a portion of their wages until future years. The Children's Board contributes 1.5% of compensation. A distribution from the deferred compensation plan to an employee is allowed at termination of employment, retirement, death, or under certain emergencies. Vesting is simultaneous with the contribution. Employees are allowed to contribute on a pre-tax basis not to exceed amounts dictated by U.S. Treasury Regulations. Employer contributions during the years ended September 30, 2023 and 2022 was \$52,820 and \$47,961, respectively.

Post-Employment Benefits Other Than Pensions

The Children's Board participates in Hillsborough County, Florida's health system (Health Plan) which provides for a postemployment health benefit subsidy. The subsidy is funded by a \$25 per employee per month employer contribution during active service. The Children's Board implemented GASB Statement 75 "Accounting and Financial Reporting for Postemployment Benefits Other than Pensions" for FY 2018. The OPEB liability and/or revenue and expense associated with the Children's Board's participation in the Health Plan along with the related disclosures and required supplementary information are not considered material to the Children's Board financial statements. For FY 2022-2023, the Children's Board's funding to the Health Plan related to the subsidy was \$10,575. The Health Plan does not issue separate financial statements. Refer to the Hillsborough County, Florida's financial statements for more information on the Health Plan.

Note 6: LEASES

The Children's Board of Hillsborough County has entered into a lease agreement to obtain the right-to-use building space to operate its Brandon Family Resource Center. The total annual rental for the building space that the Children's Board paid for the fiscal year ended September 30, 2023 was \$69,185. The lease is non-cancelable through September 30, 2025. The payments for each renewal term escalate by between 4% and 5%, according to the terms of the lease. The monthly payment amount is \$5,996.

Children's Board of Hillsborough County
Notes to Financial Statements
September 30, 2023 and 2022

Note 6: LEASES (Continued)

The following is a schedule of minimum future lease payments from the lease agreement as of September 30:

	Principal Payments	Interest Expense	Total
2024	\$ 69,167	\$ 2,786	\$ 71,953
2025	73,827	1,004	74,831
Total	\$ 142,994	\$ 3,790	\$ 146,784

The Children’s Board of Hillsborough County has entered into a lease agreement to obtain the right-to-use building space to operate its North Tampa Family Resource Center. The total annual rental for the building space that the Children’s Board paid for the fiscal year ended September 30, 2023 was \$65,097. The lease is non-cancelable through May 31, 2026. At June 1, 2022, the lease establishes a minimum monthly payment amount of \$5,371, with payments escalating by 3% at the beginning of each renewal term.

The following is a schedule of minimum future lease payments from the lease agreement as of September 30:

	Principal Payments	Interest Expense	Total
2024	\$ 63,346	\$ 3,704	\$ 67,050
2025	66,983	2,079	69,062
2026	46,516	437	46,953
Total	\$ 176,845	\$ 6,220	\$ 183,065

The Children’s Board of Hillsborough County has entered into a lease agreement to obtain the right-to-use building space to operate its Town ‘n Country Family Resource Center. The total annual rental for the building space that the Children’s Board paid for the fiscal year ended September 30, 2023 was \$66,409. The lease is non-cancelable through November 30, 2026. At December 1, 2021, the lease establishes a monthly payment amount of \$5,399, with payments escalating by 3% at the beginning of each renewal term.

Children's Board of Hillsborough County
Notes to Financial Statements
September 30, 2023 and 2022

Note 6: LEASES (Continued)

The following is a schedule of minimum future lease payments from the lease agreement as of September 30:

	Principal Payments	Interest Expense	Total
2024	\$ 63,760	\$ 4,642	\$ 68,402
2025	67,448	3,006	70,454
2026	71,291	1,276	72,567
2027	12,116	38	12,154
Total	\$ 214,615	\$ 8,962	\$ 223,577

The Children's Board of Hillsborough County has entered into a lease agreement to obtain the right-to-use building space to operate its South County Family Resource Center. The total annual rental for the building space that the Children's Board paid for the fiscal year ended September 30, 2023 was \$72,188. The lease is non-cancelable through November 30, 2024. At December 1, 2021, the lease establishes a monthly payment amount of \$5,929; at March 1, 2022, the lease establishes a monthly payment amount of \$6,016, which becomes the minimum monthly payment amount through the end of the lease term. The following is a schedule of minimum future lease payments from the lease agreement as of September 30:

	Principal Payments	Interest Expense	Total
2024	\$ 70,924	\$ 1,264	\$ 72,188
2025	11,992	37	12,031
Total	\$ 82,916	\$ 1,301	\$ 84,219

Note 7: ENCUMBRANCES

Encumbrance accounting is employed in governmental funds. There were no encumbrances from fiscal year 2022-2023 to fiscal year 2023-2024 or from fiscal year 2021-2022 to fiscal year 2022-2023.

Note 8: CHILDREN'S BOARD FOUNDATION

The Children's Board of Hillsborough County entered into a Memorandum of Understanding (MOU) with the Children's Board Foundation, Inc. (CBF) for the purpose of assisting the Children's Board mission.

The purpose of this understanding is to ensure coordinated efforts to plan, provide, and support activities for children, families and service providers in Hillsborough County. The Foundation and the Children's Board support the promotion of health, well-being and development of all children in Hillsborough County.

This Agreement shall be effective from the date first set out and shall continue until terminated by either party. Either party may terminate this Agreement upon written notice to the other party specifying the date of termination which may be upon mailing of such notice.

The CBF meets the component unit test of GASB 14 as amended by GASB 61 for fiscal years ended September 30, 2023 and 2022. However, materiality and significance, as applied to CBF, was defined to be excluded from the consolidated financial statement presentation of the Children's Board.

Note 9: RISK MANAGEMENT

The Children's Board is exposed to various risks of loss related to torts; theft of, damage to, and the destruction of assets; errors and omissions; natural disasters and worker's compensation claims. These risks are covered by property and casualty insurance purchased from an independent third party. Settled claims from these risks have not exceeded the Children's Board's property and casualty coverage for the past three fiscal years.



REQUIRED SUPPLEMENTARY INFORMATION

DRAFT



Children's Board of Hillsborough County
Schedule of the Children's Board Proportionate Share of the Net Pension Liability
Florida Retirement System Pension Plan
Last Ten Fiscal Years

	2023	2022	2021	2020	2019	2018	2017	2016	2015
Children's Board proportion of the net pension liability (asset)	0.00728%	0.00674%	0.00616%	0.00576%	0.00577%	0.00563%	0.00576%	0.00542%	0.00549%
Children's Board proportionate share of the net pension liability (asset)	\$ 2,900,513	\$ 2,507,805	\$ 465,404	\$ 2,498,153	\$ 1,986,847	\$ 1,696,530	\$ 1,703,114	\$ 1,367,514	\$ 708,772
Children's Board covered payroll	\$ 2,681,597	\$ 3,328,169	\$ 2,865,291	\$ 2,833,278	\$ 2,705,199	\$ 2,526,177	\$ 2,517,807	\$ 2,304,347	\$ 2,095,744
Children's Board proportionate share of the net pension liability (asset) as a percentage of its covered payroll	108.16%	75.35%	16.24%	88.17%	73.45%	67.16%	67.67%	59.34%	33.82%
Plan fiduciary net position as a percentage of the total pension liability	82.38%	82.89%	96.40%	78.85%	82.61%	84.26%	83.89%	84.88%	92.00%

The amounts presented for each fiscal year were determined as of June 30th.

* This is a 10-year schedule; however, the information in this schedule is not required to be presented retroactively. Years will be added to this schedule in future fiscal years until 10 years of information is available.

**Children's Board of Hillsborough County
Schedule of the Children's Board Contributions
Florida Retirement System Pension Plan
Last Ten Fiscal Years**

	2023	2022	2021	2020	2019	2018	2017	2016	2015
Contractually required contribution	\$ 363,277	\$ 316,555	\$ 242,966	\$ 197,629	\$ 215,726	\$ 198,256	\$ 186,117	\$ 169,522	\$ 167,520
Contributions in relation to the contractually required contribution	(363,277)	(316,555)	(242,966)	(197,629)	(215,726)	(198,256)	(186,117)	(169,522)	(167,520)
Contribution deficiency (excess)	\$ -	\$ -	\$ -	\$ -	\$ -	\$ -	\$ -	\$ -	\$ -
Children's Board covered payroll	\$ 2,681,597	\$ 3,328,169	\$ 2,865,291	\$ 2,833,278	\$ 2,705,199	\$ 2,526,177	\$ 2,517,807	\$ 2,304,347	\$ 2,095,744
Contributions as a percentage of covered payroll	13.55%	9.51%	8.48%	6.98%	7.97%	7.85%	7.39%	7.36%	7.99%

The amounts presented for each fiscal year were determined as of June 30th.

* This is a 10-year schedule; however, the information in this schedule is not required to be presented retroactively. Years will be added to this schedule in future fiscal years until 10 years of information is available.

Children's Board of Hillsborough County
Schedule of the Children's Board Proportionate Share of the Net Pension Liability
Retiree Health Insurance Subsidy Program
Last Ten Fiscal Years

	2023	2022	2021	2020	2019	2018	2017	2016	2015
Children's Board proportion of the net pension liability (asset)	0.00892%	0.00851%	0.00803%	0.00809%	0.00809%	0.00773%	0.00790%	0.00746%	0.00691%
Children's Board proportionate share of the net pension liability (asset)	\$ 1,417,095	\$ 901,085	\$ 985,556	\$ 1,014,422	\$ 905,039	\$ 818,614	\$ 844,604	\$ 869,953	\$ 704,494
Children's Board covered payroll	\$ 2,681,597	\$ 3,328,169	\$ 2,865,291	\$ 2,833,278	\$ 2,705,199	\$ 2,526,177	\$ 2,517,807	\$ 2,304,347	\$ 2,095,744
Children's Board proportionate share of the net pension liability (asset) as a percentage of its covered payroll	52.85%	27.07%	34.40%	35.80%	33.46%	32.41%	33.55%	37.75%	33.62%
Plan fiduciary net position as a percentage of the total pension liability	4.81%	4.81%	3.56%	3.00%	2.63%	2.15%	1.64%	0.97%	0.50%

The amounts presented for each fiscal year were determined as of June 30th.

* This is a 10-year schedule; however, the information in this schedule is not required to be presented retroactively. Years will be added to this schedule in future fiscal years until 10 years of information is available.

**Children's Board of Hillsborough County
Schedule of the Children's Board Contributions
Retiree Health Insurance Subsidy Program
Last Ten Fiscal Years**

	2023	2022	2021	2020	2019	2018	2017	2016	2015
Contractually required contribution	\$ 62,800	\$ 55,181	\$ 47,563	\$ 47,041	\$ 44,906	\$ 41,935	\$ 41,796	\$ 38,252	\$ 26,406
Contributions in relation to the contractually required contribution	(62,800)	(55,181)	(47,563)	(47,041)	(44,906)	(41,935)	(41,796)	(38,252)	(26,406)
Contribution deficiency (excess)	\$ -	\$ -	\$ -	\$ -	\$ -	\$ -	\$ -	\$ -	\$ -
Children's Board covered payroll	\$ 2,681,597	\$ 3,328,169	\$ 2,865,291	\$ 2,833,278	\$ 2,705,199	\$ 2,526,177	\$ 2,517,807	\$ 2,304,347	\$ 2,095,744
Contributions as a percentage of covered payroll	2.34%	1.66%	1.66%	1.66%	1.66%	1.66%	1.66%	1.66%	1.26%

The amounts presented for each fiscal year were determined as of June 30th.

* This is a 10-year schedule; however, the information in this schedule is not required to be presented retroactively. Years will be added to this schedule in future fiscal years until 10 years of information is available.

Notes to required supplementary information:

Changes of assumptions: During the plan year ended June 30, 2023, the long-term expected rate of return and the discount rate used to determine the total pension liability increased from 3.54% to 3.65%.

Children's Board of Hillsborough County
Schedules of Revenues, Expenditures, and Changes in Fund Balances -
Budget to Actual - Government Fund
Years ended September 30, 2023 and 2022

	2023				2022			
	Original Budget	Final Budget	Actual	Variance Positive (Negative)	Original Budget	Final Budget	Actual	Variance Positive (Negative)
Revenues:								
Ad Valorem Taxes	\$ 61,929,405	\$ 61,929,405	\$ 62,625,916	\$ 696,511	\$ 53,833,708	\$ 53,833,708	\$ 54,608,379	\$ 774,671
Investment Income	892,000	892,000	4,869,500	3,977,500	66,000	66,000	639,715	573,715
Administrative Services Organization	400,000	600,000	597,386	(2,614)	1,405,000	1,405,000	931,987	(473,013)
Other Community Partner Funding	410,000	410,000	202,254	(207,746)	410,000	410,000	387,183	(22,817)
Miscellaneous Income	11,000	11,000	11,248	248	168,000	168,000	149,695	(18,305)
Total Revenues	63,642,405	63,842,405	68,306,304	4,463,899	55,882,708	55,882,708	56,716,959	834,251
Expenditures:								
Program								
Continuation and New Funding	53,253,582	53,453,582	39,539,264	13,914,318	46,575,024	46,575,024	33,576,423	12,998,601
Operating								
Employee Salaries and Benefits	5,507,402	5,507,402	5,087,472	419,930	5,141,710	5,141,710	4,591,296	550,414
Contracted Professional Services	634,840	634,840	362,200	272,640	611,635	611,635	346,197	265,438
Facility Expenditures	343,187	343,187	259,748	83,439	461,993	461,993	426,407	35,586
CBHC FRC Occupancy Expenditures	475,767	475,767	198,002	277,765	430,858	430,858	157,821	(7,239)
Other Operating	540,889	540,889	571,458	(30,569)	510,129	510,129	428,198	81,931
Total Operating	7,502,085	7,502,085	6,478,880	1,023,205	7,156,325	7,156,325	5,949,919	926,130
Non-Operating								
Capital Expenditures	4,000,000	4,000,000	47,513	3,952,487	1,500,000	1,500,000	-	1,500,000
Local Government Fees	1,754,648	1,754,648	1,610,856	143,792	1,554,993	1,554,993	1,431,193	123,800
Total Non-Operating	5,754,648	5,754,648	1,658,369	4,096,279	3,054,993	3,054,993	1,431,193	1,623,800
Debt Service								
Principal	-	-	253,984	(253,984)	-	-	255,074	(255,074)
Interest	-	-	18,895	(18,895)	-	-	25,202	(25,202)
Total Debt Service	-	-	272,879	(272,879)	-	-	280,276	(280,276)
Total Expenditures	66,510,315	66,710,315	47,949,392	18,760,923	56,786,342	56,786,342	41,237,811	15,548,531
Excess (Expenditures) over Revenues	(2,867,910)	(2,867,910)	20,356,912	(14,297,024)	(903,634)	(903,634)	15,479,148	(14,714,280)
Fund Balance, Beginning of Year	67,371,722	67,371,722	67,371,722	-	51,892,574	51,892,574	51,892,574	-
Fund Balance, End of Year	\$ 64,503,812	\$ 64,503,812	\$ 87,728,634	\$ 23,224,822	\$ 50,988,940	\$ 50,988,940	\$ 67,371,722	\$ 16,382,782



COMPLIANCE INFORMATION

DRAFT



INDEPENDENT AUDITOR'S REPORT ON INTERNAL CONTROL OVER FINANCIAL REPORTING AND ON COMPLIANCE AND OTHER MATTERS BASED ON AN AUDIT OF FINANCIAL STATEMENTS PERFORMED IN ACCORDANCE WITH GOVERNMENT AUDITING STANDARDS

Board Members
Children's Board of Hillsborough County
Tampa, Florida

We have audited, in accordance with the auditing standards generally accepted in the United States of America and the standards applicable to financial audits contained in *Government Auditing Standards*, issued by the Comptroller General of the United States, the financial statements of the governmental activities and the major fund of the Children's Board of Hillsborough County (the Children's Board), as of and for the year ended September 30, 2023, and the related notes to the financial statements, which collectively comprise the Children's Board basic financial statements, and have issued our report thereon dated March 28, 2024.

Report on Internal Control over Financial Reporting

In planning and performing our audit of the financial statements, we considered the Children's Board internal control over financial reporting (internal control) as a basis for designing audit procedures that are appropriate in the circumstances for the purpose of expressing our opinion on the financial statements, but not for the purpose of expressing an opinion on the effectiveness of the Children's Board internal control. Accordingly, we do not express an opinion on the effectiveness of the Children's Board internal control.

A deficiency in internal control exists when the design or operation of a control does not allow management or employees, in the normal course of performing their assigned functions, to prevent, or detect and correct, misstatements on a timely basis. A material weakness is a deficiency, or a combination of deficiencies, in internal control such that there is a reasonable possibility that a material misstatement of the entity's financial statements will not be prevented, or detected and corrected on a timely basis. A significant deficiency is a deficiency, or a combination of deficiencies, in internal control that is less severe than a material weakness, yet important enough to merit attention by those charged with governance.

Our consideration of internal control was for the limited purpose described in the first paragraph of this section and was not designed to identify all deficiencies in internal control that might be material weaknesses or significant deficiencies. Given these limitations, during our audit we did not identify any deficiencies in internal control that we consider to be material weaknesses. However, material weaknesses may exist that have not been identified.

Report on Compliance and Other Matters

As part of obtaining reasonable assurance about whether the Children’s Board financial statements are free from material misstatement, we performed tests of its compliance with certain provisions of laws, regulations, contracts, and grant agreements, noncompliance with which could have a direct and material effect on the financial statements. However, providing an opinion on compliance with those provisions was not an objective of our audit, and accordingly, we do not express such an opinion. The results of our tests disclosed no instances of noncompliance or other matters that are required to be reported under *Government Auditing Standards*.

Purpose of this Report

The purpose of this report is solely to describe the scope of our testing of internal control and compliance and the results of that testing, and not to provide an opinion on the effectiveness of the entity’s internal control or on compliance. This report is an integral part of an audit performed in accordance with *Government Auditing Standards* in considering the entity’s internal control and compliance. Accordingly, this communication is not suitable for any other purpose.

Carr, Riggs & Ingram, L.L.C.

CARR, RIGGS & INGRAM, LLC

Tampa, Florida
March 28, 2024

MANAGEMENT LETTER

Board Members
Children's Board of Hillsborough County
Tampa, Florida

Report on the Financial Statements

We have audited the financial statements of the Children's Board of Hillsborough County (the Children's Board), as of and for the year ended September 30, 2023, and have issued our report thereon dated March 28, 2024.

Auditor's Responsibility

We conducted our audit in accordance with auditing standards generally accepted in the United States of America; the standards applicable to financial audits contained in *Government Auditing Standards*, issued by the Comptroller General of the United States; and Chapter 10.550, Rules of the Auditor General.

Other Reporting Requirements

We have issued our Independent Auditor's Report on Internal Control over Financial Reporting and Compliance and Other Matters Based on an Audit of the Financial Statements Performed in Accordance with *Government Auditing Standards*; and Independent Accountant's Report on an examination conducted in accordance with AICPA Professional Standards, AT-C 315, regarding compliance requirements in accordance with Chapter 10.550, Rules of the Auditor General. Disclosures in those reports and schedule, which are dated March 28, 2024, should be considered in conjunction with this management letter.

Prior Audit Findings

Section 10.554(1)(i)1., Rules of the Auditor General, requires that we determine whether or not corrective actions have been taken to address findings and recommendations made in the preceding annual financial audit report. There were no findings and recommendations reported in the prior year.

Official Title and Legal Authority

Section 10.554(1)(i)4., Rules of the Auditor General, requires that the name or official title and legal authority for the primary government and each component unit of the reporting entity be disclosed in this management letter, unless disclosed in the notes to the financial statements. The Children's Board of Hillsborough County was established as described in Footnote One. The Children's Board included the following component units: the Children's Board Foundation, Inc. which is disclosed in footnote eight.

Financial Condition and Management

Sections 10.554(1)(i)5.a. and 10.556(7), Rules of the Auditor General, require us to apply appropriate procedures and communicate the results of our determination as to whether or not the Children's Board met one or more of the conditions described in Section 218.503(1), Florida Statutes, and to identify the specific condition met. In connection with our audit, we determined that the Children's Board did not meet any of the conditions described in Section 218.503(1), Florida Statutes.

Pursuant to Sections 10.554(1)(i)5.b. and 10.556(8), Rules of the Auditor General, we applied financial condition assessment procedures for the Children's Board. It is management's responsibility to monitor the Children's Board financial condition, and our financial condition assessment was based in part on representations made by management and review of financial information provided by same.

Section 10.554(1)(i)2., Rules of the Auditor General, requires that we communicate any recommendations to improve financial management. In connection with our audit, we did not have any such recommendations.

Specific Information

As required by Section 218.39(3)(c), Florida Statutes, and Section 10.554(1)(i)6, Rules of the Auditor General, the Children's Board of Hillsborough County reported:

- a) The total number of district employees compensated in the last pay period of the district's fiscal year as 43.
- b) The total number of independent contractors to whom nonemployee compensation was paid in the last month of the district's fiscal year as 45.
- c) All compensation earned by or awarded to employees, whether paid or accrued, regardless of contingency as \$3,702,152.
- d) All compensation earned by or awarded to nonemployee independent contractors, whether paid or accrued, regardless of contingency as \$718,201.
- e) Each construction project with a total cost of at least \$65,000 approved by the district that is scheduled to begin on or after October 1 of the fiscal year being reported, together with the total expenditures. No such projects took place on or after October 1, 2023.

- f) A budget variance based on the budget adopted under Section 189.016(4), Florida Statutes, before the beginning of the fiscal year being reported if the district amends a final adopted budget under Section 189.016(6), Florida Statutes, as an increase in budgeted Administrative Services Organization funding revenue of \$200,000.

As required by Section 218.39(3)(c), Florida Statutes, and Section 10.554(1)(i)7, Rules of the Auditor General, the Children’s Board of Hillsborough County reported:

- a) The millage rate or rates imposed by the district as .4589.
- b) The total amount of ad valorem taxes collected by or on behalf of the district as \$62,625,916.
- c) The total amount of outstanding bonds issued by the district and the terms of such bonds as \$-0-.

Additional Matters

Section 10.554(1)(i)3., Rules of the Auditor General, requires us to communicate noncompliance with provisions of contracts or grant agreements, or abuse, that have occurred, or are likely to have occurred, that have an effect on the financial statements that is less than material but warrants the attention of those charged with governance. In connection with our audit, we did not note any such findings.

Purpose of this Letter

Our management letter is intended solely for the information and use of the Legislative Auditing Committee, members of the Florida Senate and the Florida House of Representatives, the Florida Auditor General, Federal and other granting agencies, the Board of Directors, and applicable management, and is not intended to be and should not be used by anyone other than these specified parties.

Carr, Riggs & Ingram, L.L.C.

CARR, RIGGS & INGRAM, LLC

Tampa, Florida
March 28, 2024

INDEPENDENT ACCOUNTANT'S REPORT

Board Members
Children's Board of Hillsborough County
Tampa, Florida

We have examined the Children's Board of Hillsborough County (the Children's Board) compliance with Section 218.415, Florida Statutes, regarding the investment of public funds during the year ended September 30, 2023. Management is responsible for the Children's Board compliance with those requirements. Our responsibility is to express an opinion on the Children's Board compliance based on our examination.

Our examination was conducted in accordance with attestation standards established by the American Institute of Certified Public Accountants. Those standards require that we plan and perform the examination to obtain reasonable assurance about whether the Children's Board complied, in all material respects, with the specified requirements referenced above. An examination involves performing procedures to obtain evidence about whether the Children's Board complied with the specified requirements. The nature, timing and extent of the procedures selected depend on our judgement, including an assessment of the risks of material noncompliance, whether due to fraud or error. We believe that the evidence we obtained is sufficient and appropriate to provide a reasonable basis for our opinion.

Our examination does not provide a legal determination on the Children's Board compliance with specified requirements.

In our opinion, the Children's Board complied, in all material respects, with Section 218.415, Florida Statutes, regarding the investment of public funds during the year ended September 30, 2023.

This report is intended solely for the information and use of the Children's Board, and the Auditor General, of the State of Florida and is not intended to be, and should not be, used by anyone other than these specified parties.

Carr, Riggs & Ingram, L.L.C.

CARR, RIGGS & INGRAM, LLC

Tampa, Florida
March 28, 2024

Approval of PRO 2024-07 Summer Services Enhancement Grants

Initiator: María Negrón, Director of Programs

Action: Approval of Pro 2024-07 Summer Services Enhancement Grants

Date: Regular Board Meeting: Thursday, March 28, 2024

Recommended Action

Recommend approval of a contract with three organizations for time-limited Summer Services Enhancement grants to support three programs with Safety, Literacy, Science, Technology, Engineering and Math (STEM), Character Development, Fitness/Nutrition, and Arts from May 13, 2024, through August 2, 2024 for a total request up to \$59,963.

Background

Three Summer Services Enhancement Grants are being renewed from 2023. Grants being renewed and newly awarded will now follow the same grant cycle as Leading Grants. Therefore, contracts in compliance will end in summer of 2026.

This opportunity is in collaboration with Hillsborough County BOCC funding.

A Request for Proposals (RFP) was released on December 21, 2023.

A total of five proposals were received and five proceeded to the Community Review Team.

On March 7, 2024, Shabel Santiago facilitated the Community Review Team meeting. Community Review Team members included: Ryan Lewandowski (United Way Suncoast), LaShawn Johnson (Hillsborough County Public Schools), Karen Adams (Retired Educator), and Emily Woods, (Glazer Children’s Museum).

Summary of Summer Services Enhancements Grants Reviewed

Proposer/ Program Name	Score	FY 2024 Request
Tampa Heights Junior Civic Association, Inc <i>THJCA Summer on Lamar</i> THJCA Summer on Lamar provides an eight-week camp to 25 youth ages 6-14 with enriching summer activities. The program is held at THJCA’s headquarters (2005 Lamar Ave.) from June 10 th -August 2 nd . The program is held Monday-Thursday from 9:00 am -2:00 pm. There are no fees and lunch is provided.	83.00	\$19,963

Approval of PRO 2024-07 Summer Services Enhancement Grants

<p>Tampa Metropolitan Area Young Men’s Christian Association <i>Teen Summer Experience</i> 25 at risk youth ages 11-14 will participate in the Tampa Y’s 2024 five-week camp Teen Summer Experience. Teens will receive an array of support and enrichment programming to provide a positive experience, limit summer learning loss, and prepare for the transition to high school.</p>	78.67	\$20,000
<p>After School All Stars Tampa Bay <i>After School All -Stars-Tampa Bay</i> After School All Stars Tampa Bay provides a free seven-week camp summer program for students 11-14 at Memorial Middle School. Programming includes project-based learning to help students combat learning loss over summer break, as well as enrichment activities.</p>	71.67	\$20,000
Total:		\$59,963

Note: Proposals that included services in Hillsborough County Public School sites are pending School District approval.

ACTION ITEM NO. 4
Approval of Slate of Officers

- Initiator:** Children's Board of Hillsborough County Board
- Action:** Approval of Slate of Officers for March 2024- March 2025
- Date:** Regular Board Meeting Thursday, March 28, 2024

Background

An Officer Interest Form was provided to each member to survey his/her interest in serving as an Officer of the Board in March. The Board Officer Interest Form was distributed in February 2024, to elect officers for the upcoming 2024-2025 year.

Officers shall be seated for a term of one (1) year or until his/her successor is elected.

Recommended Action

The Slate of Officers proposed for the Children's Board of Hillsborough County for the 2024-2025 year are as follows:

- Robin DeLaVergne, Chair
- Judge Katherine Essrig, Vice Chair
- Andy Mayts, Secretary/Treasurer

Fiscal Impact

- None

Children’s Board of Hillsborough County

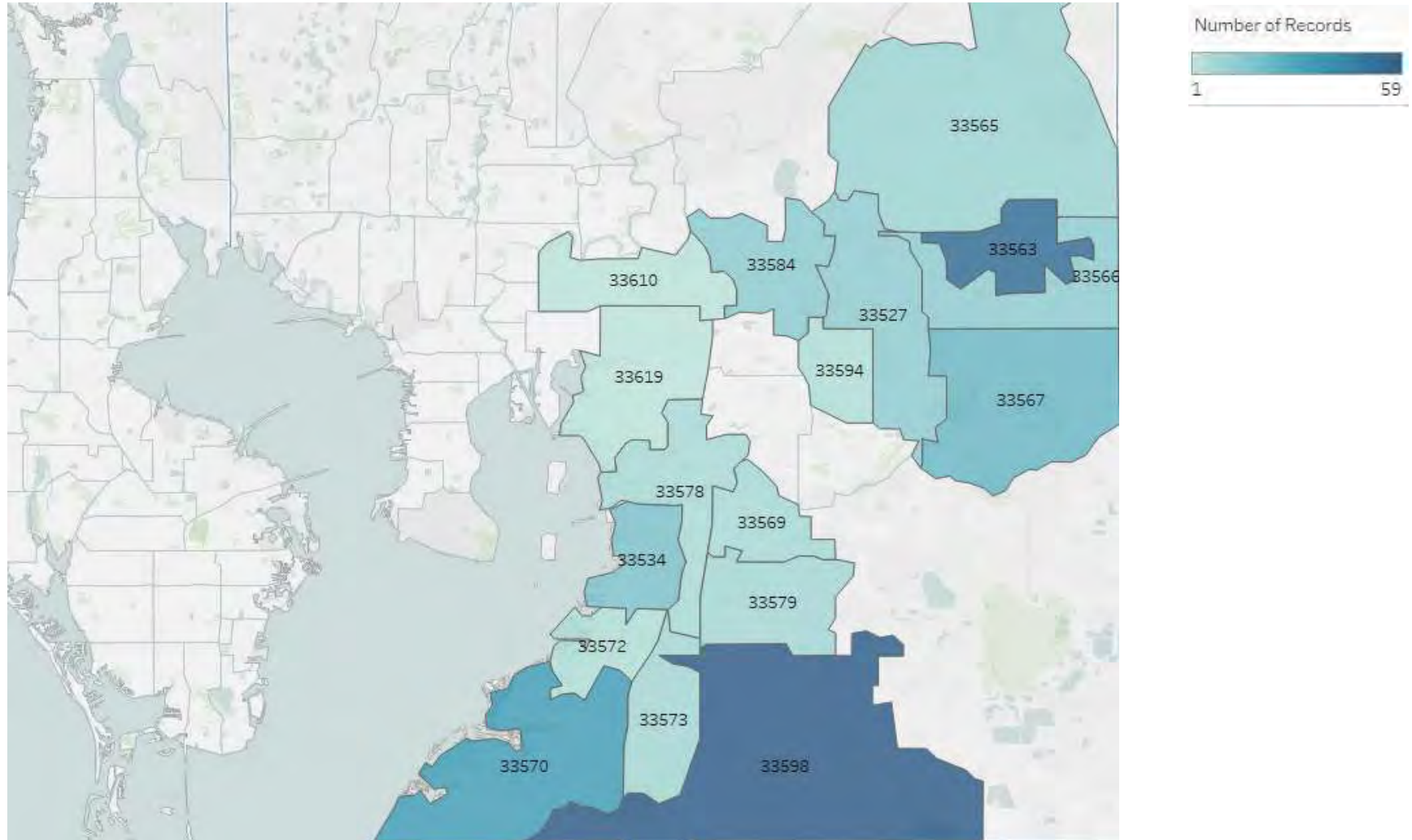
Agency: Success 4 Kids and Families, Inc.

Program: Successful Families



Children’s Board
HILLSBOROUGH COUNTY
www.ChildrensBoard.org

Number of Participants Served by Zip Code in FY2023 October 1st, 2022– September 30, 2023



Map prepared by Children’s Board of Hillsborough County. The map color shows the number of participants served by zip code. Map based on 266 participants served in 17 zip codes in Hillsborough County during FY2023.

Data Source: Children’s Board Analytical Tracking System (CATS)

Data Extract Date: 03/04/2024

Successful Families

**Jeannette Soberal,
MSW, Program
Supervisor**

&

**Jorge Villada, MBA,
Director of Case
Management**



03/28/2024

Success 4 Kids & Families

- S4KF was founded in 1999 as an independent case management program from the Children's Board THINK Grant and incorporated in 2005.
- The Children's Board has funded Successful Families since its inception in October 2017, making FY23-24 our 7th year.



03/28/2024



Successful Families Services Offered

- The Successful Families program provides bilingual, culturally competent, community-based services.
- Services include **Case Management, Counseling, and Parenting Groups** for children and families.
- **Target Population**: Serve children from birth to 8th grade and their parents/caregivers.
- **Service Area/Geographic Focus**:
 - East Hillsborough County
(Plant City/Dover/Mango/Valrico/Seffner)
 - South Hillsborough County
(Wimauma/Ruskin/Balm/Riverview/Gibsonton)

Successful Families Required Outcomes

Program Outcomes	Service Goals	Outcome Benchmark
Increased Social Supports	215	85%
Increased Concrete Supports	73	85%
Reduced Parental Stress	100	70%
Increase Parenting Skills	100	80%
Increased Mental Well-Being	110	80%

Services Offered

Nurturing Parenting

- The Nurturing Parenting Program is a family-centered, trauma-informed initiative designed to build nurturing parenting skills as an alternative to abusive and neglecting parenting practices.
- Curriculums are facilitated in individual or group settings.
- Our staff have received all required training, including a three-day facilitator training provided by Champions for Children.

Case Management

- Using the Promotora Model, Promotoras work with families to develop a Family Support Plan, assess the presence of social supports as a protective factor, assess family needs and stress, and assist with goal setting.

Counseling

- Successful Families has skilled mental health professionals who are authorized to assess, diagnose, and treat individuals and families of all ages and economic groups who are uninsured.

Increased Parenting Skills Outcome

Outcome	Service Level for FY 23-24	Service Total (10/2023 through 12/2023)	Service Level Percent	Outcome Benchmark	Outcome Level
Increased Parenting Skills	100 Participants	43 Participants	43%	80%	94%



Success Story

What was the thing you liked most about the workshop?

“How to praise my child, every class I attended was very appropriate for me.”

“They are complete in giving us notes of all the information to take home and continue reviewing.”

“Learn things we don’t know/Listen to other parent’s experiences.”

“The explanation and subjects in regard to other’s experiences.”

“It is a time to remember how my childhood went and make changes to how we raise our children.”



Our Team and Our Community



**Children's Board of Hillsborough County
Executive Director Report**

February 22, 2024 - March 28, 2024

39 Meetings

FACCT Weekly Meeting
Robin Ingles - Seniors in Service
Brandon Property Walk-Thru
Anchor Title
ELC Board of Director's Meeting
Commission on the Status of Women
Community Alliance Advisory Committee Meeting
Robin Ingles & Lorena Mielke - Seniors in Service
Tracye Brown & Stacy Hahn - HCPS Literacy Bus Partners Update
Crisis Center Cup of Compassion Breakfast
UACDC opening night of Hope Photovoice Exhibition
FACCT Weekly Meeting
Lisa Rivera - CIRRT
Jennifer Crisafulli
Strawberry Festival Parade
Kristen Brown - TRIBE
Rick Banciella - Bosses for Babies
Earlishia Oates
St. Lucie CSC & Leon County CSC - ASO Review
FACCT Weekly Meeting
Twanda Bradley - Grow My Giving
Robin Ingles & Lorena Mielke - Seniors in Service
Saralyn Grass - Kids Hope Alliance
Junior League of Tampa Health Event
Bobbi Davis
Angela Ocampo - MacDill AFB
Tyheshia Scott and Lisa Mayrose - Lutheran Services Florida
Plan Development Committee - Healthy Start
COSW Women's Hall of Fame Luncheon
Mariah Hayden - New Life Village
FACCT Policy Meeting
Carrie Zeisse - Tampa Bay Thrives
FACCT Weekly Meeting
Children's Board Foundation Meeting
Robin Ingles - Seniors in Service
Dr. Fred Hicks - ELC
Commission on the Status of Women
Q4 2023 CIRRT Advisory Committee Meeting
Dependency Case Management Recognition Program

Contract Signature Log
ASO ONLY
FY 2024

Entity/Agency	Contract Type	Brief Description	Contract Period	Contract Amount	Board Approved	Signed By	Date Signed
Scott R. Manningham	ASO Provider	Therapy	2/13/2024-ongoing	Varies	No	Rebecca Bacon	2/13/2024
Scott R. Manningham	ASO Provider	Business Associate Agreement	2/14/2024-ongoing	Varies	No	Rebecca Bacon	2/14/2024
Anthony E. Dudley	ASO Provider	Tutoring	2/28/2024-ongoing	Varies	No	Rebecca Bacon	2/28/2024
Eric Stewman Jr. dba Mentality Counseling and Consulting LLC	ASO Provider	Individual Therapy	3/7/2024-ongoing	Varies	No	Rebecca Bacon	3/7/2024
Eric Stewman Jr. dba Mentality Counseling and Consulting LLC	ASO Provider	Business Associate Agreement	3/7/2024-ongoing	Varies	No	Rebecca Bacon	3/7/2024
Latima Miller	ASO Provider	Online Tutoring	3/5/2024-ongoing	Varies	No	Rebecca Bacon	3/5/2024
Sierra Pearson	ASO Provider	Tutoring	3/12/2024-ongoing	Varies	No	Paula Scott	3/12/2024
The Spring of Tampa Bay, Inc.	MOU	MOU for allocation of ASO funds	3/14/2024-9/30/2024	\$30,000.00	No	Rebecca Bacon	3/15/2024
Ready 2 Transition	ASO Provider	Tutoring	3/8/2024-ongoing	Varies	No	Rebecca Bacon	3/8/2024
Latrice Johnson Cabrera	ASO Provider	Tutoring	3/18/2024-ongoing	Varies	No	Rebecca Bacon	3/18/2024
Quantum Leap Farm Inc	ASO Provider	Special Therapies	3/18/2024-ongoing	Varies	No	Rebecca Bacon	3/19/2024
Quantum Leap Farm Inc	ASO Provider	Business Associate Agreement	3/18/2024-ongoing	Varies	No	Rebecca Bacon	3/19/2024

**Contract Signature Log
Programs ONLY
FY 2024**

Entity/Agency	Contract Type	Brief Description	Contract Period	Contract Amount	Board Approved	Signed By	Date Signed
Bay Area Legal Services	Leading	Housing Stability Program	1/8/24-9/30/24	\$51,938.00	Yes	Rebecca Bacon	2/14/2024
University of South Florida Board of Trustees	Leading	Trauma-Informed Schools: Tiered Interventions	10/1/23-9/30/24	\$1,061,970.00	Yes	Rebecca Bacon	2/14/2024
Florida Education Fund Inc.	Leading	Codemasters (Countywide)	1/23/2024-9/30/2024	\$131,407.00	Yes	Rebecca Bacon	2/16/2024
Florida Education Fund Inc.	Uniting	Codemasters (Strategic Initiative)- Amendment 1/23/2024 Budget Modification	10/1/2023-09/30/2024	\$151,393.00	Yes	Rebecca Bacon	2/16/2024
Hillsborough County Public Schools	Leading	MYon Reader	2/29/24-2/28/25	\$100,000.00	Yes	Paula Scott for Rebecca Bacon	3/12/2024

Contract Signature Log
Vendors ONLY
FY 2024

Entity/Agency	Contract Type	Brief Description	Contract Period	Contract Amount	Board Approved	Signed By	Date Signed
Let's B Safe, LLC	Vendor	Stewards of Children Training	2/20/2024	\$1,195.00	No	Rebecca Bacon	1/30/2024
Island Breeze Electrical Services	Vendor	Lighting upgrades, materials and labor for Central HQ	2/19/24 - 5/31/24	\$984.06	No	Rebecca Bacon	3/6/2024
Let's Be Safe LLC	Vendor	April Event Speaker	2/26/24 - 4/17/24	\$1,074.37	No	Rebecca Bacon	3/8/2024
LevaCloud	Vendor	Office 365	3/7/24 - 9/30/24	\$3,500.00	No	Paula Scott	3/12/2024
LevaCloud	Vendor	Unlimited Remote Support for Microsoft Tools	3/7/24 - 3/7/2025	\$24,500.00	No	Paula Scott	3/12/2024



Fiscal Year 2023 - 2024

Monthly Financial Report

February 2024

Table of Contents

Page
Number

2. Fiscal Year 2023-2024 Budget
3. Financial Statement Category Definitions
4. Statement of Revenues and Expenditures
5. Revenue Variance Analysis
6. Expenditure Variance Analysis
7. Investments Statement
8. Five Year Projections
9. New Program Funding Report
10. New Program Funding Detail

Fiscal Year 2023-2024 Budget

FY 2023-2024

**Original
Budget**

Revenues

Ad-Valorem Taxes	69,295,183
Investment Income	2,220,000
Administrative Services Organization Funding	600,000
Other Community Partner Funding	410,000
Miscellaneous Income	11,000

Total Revenues

72,536,183

Expenditures

Program Expenditures:

Program Funding (Continuation Grants)	51,321,375
New Program Funding (unallocated)	9,560,000

Total Program Expenditures:

60,881,375

Operating

Employee Salaries and Benefits	6,009,787
Contracted Professional Services	619,784
CBHC FRC Occupancy Expenditures	501,949
Facility Expenditures	348,431
Other Operating	581,704

Total Operating

8,061,655

Capital Expenditures

4,000,000

Mandatory Government Fees

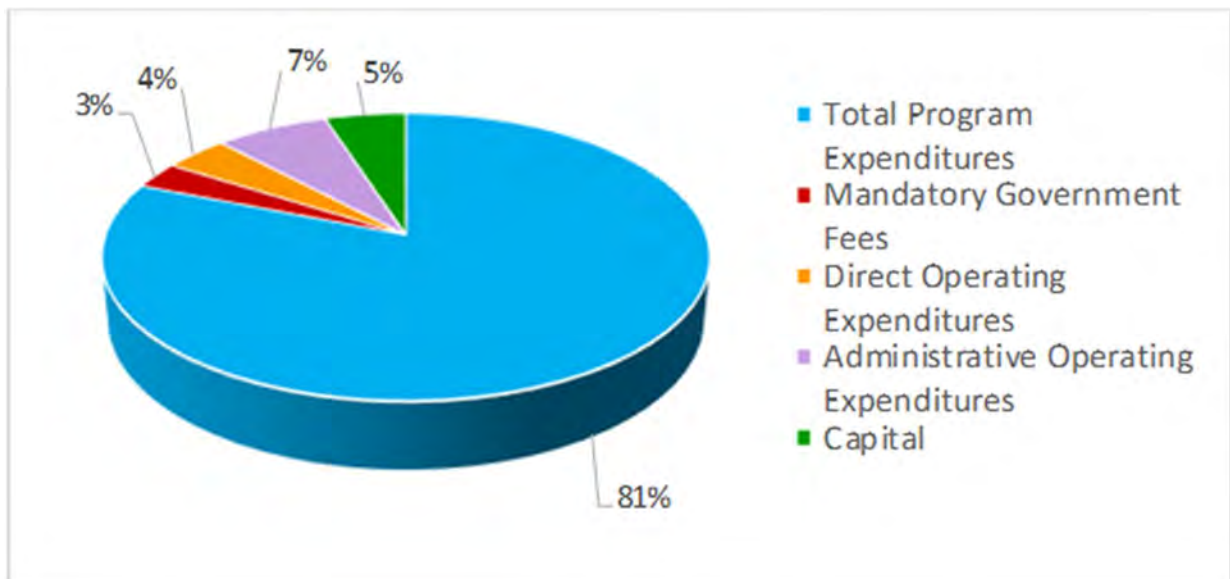
1,988,523

Total Expenditures

74,931,553

Net Spend Down of Fund Balance

(2,395,370)



Financial Statement Category Definitions

- **Revenue**

- **Ad-Valorem Taxes** includes current and delinquent ad-valorem tax revenue and excess fees returned to the Children's Board originally paid to the County based on the tax revenue.
- **Investment Income** includes revenue from various interest-bearing accounts.
- **Administrative Services Organization (ASO)** funding represents contributions from other funders specifically designated for use by providers in the community, managed by the Children's Board ASO staff. These dollars are also included in the program expenditure line. An example is the Hillsborough County Board of County Commissioners (BOCC).
- **Other Community Partner funding** represents funds contributed from community partners that are added to our provider contract amounts and included in the program funding line, for example, the School District of Hillsborough County and Hillsborough County BOCC.
- **Miscellaneous Income** consists of match revenue from the insurance company, cash back from the credit card, and any other miscellaneous revenue received during the year.

- **Expenditures**

- **Program Funding (Continuation Grants)** represents provider contracts funded by Children's Board, property tax revenue and funds contributed from our community partners. This amount also includes the dollars managed through the ASO to provide support to participants of case management programs.
- **New Program Funding (unallocated)** includes dollars budgeted for new program contracts and one-time funding that will be released and awarded by a competitive or application process.
- **Employee Salaries and Benefits** include wages paid to all non-contractor employees. Benefits represent costs provided for salaried and hourly wage employees including Federal Insurance Contributions Act (FICA), life and health insurance, short-term and long-term disability insurance, unemployment, and retirement benefits.
- **Contracted Professional Services** represents amounts budgeted for contracted information technology services, legal, media buys, auditing, and other professional services.
- **Facility Expenditures** represents necessary costs to operate the Children's Board offices, conference center, and seven (7) CBHC Family Resource Centers (CB FRC) occupancy expenditures, including utilities, information technology, maintenance, and repairs.
- **Other Operating** contains staff training, conference and meeting travel, postage, insurance, promotional activities, printing, supplies, advertising for Truth In Millage (TRIM), budget ads and other public notices, memberships, and subscriptions. Also included are support activities with provider agencies and community organizations for training and events.
- **Capital Expenditures** include the budget for building expenditures.
- **Mandatory Government Fees** include Tax Collector's fee, Property Appraiser's fee as well as the City Storm Water fee.

Statement of Revenues and Expenditures

February-2024

	FY 2023- 2024 YTD Budget	FY 2023- 2024 YTD Actual	FY 2023- 2024 Variance \$	FY 2023- 2024 Variance %
Revenues				
Ad-Valorem Taxes	62,573,217	63,976,164	1,402,947	2%
Investment Income	925,000	2,751,629	1,826,629	197%
Administrative Services Organization Funding	250,000	186,047	(63,953)	-26%
Other Community Partner Funding	80,000	80,000	0	0%
Miscellaneous Income	4,583	3,300	(1,283)	-28%
Total Revenues	<u>63,832,800</u>	<u>66,997,140</u>	<u>3,164,340</u>	5%
Expenditures				
Program Expenditures:				
Program Funding (Including Unallocated)	17,035,808	11,900,192	5,135,616	30%
Total Program Expenditures:	<u>17,035,808</u>	<u>11,900,192</u>	<u>5,135,616</u>	<u>30%</u>
Operating Expenditures				
Employee Salaries and Benefits	2,504,078	2,379,973	124,105	5%
Contracted Professional Services	262,014	131,095	130,919	50%
CBHC FRC Occupancy Expenditures	209,145	194,838	14,307	7%
Facility Expenditures	145,180	118,844	26,336	18%
Other Operating	315,442	363,569	(48,127)	-15%
Total Operating	<u>3,435,859</u>	<u>3,188,319</u>	<u>247,540</u>	<u>7%</u>
Capital Expenditures	1,454,800	1,569,615	(114,815)	-8%
Mandatory Government Fees	1,570,214	1,481,270	88,944	6%
Total Expenditures	<u>23,496,681</u>	<u>18,139,396</u>	<u>5,357,285</u>	
Net Cash Flow	<u>40,336,119</u>	<u>48,857,744</u>	<u>8,521,625</u>	

Revenue Variance Analysis

Statement of Revenues and Expenditures

February-2024

	FY 2023- 2024 YTD Budget	FY 2023- 2024 YTD Actual	FY 2023- 2024 Variance \$	FY 2023- 2024 Variance %
Revenues				
Ad-Valorem Taxes	62,573,217	63,976,164	1,402,947	2%
Investment Income	925,000	2,751,629	1,826,629	197%
Administrative Services Organization Funding	250,000	186,047	(63,953)	-26%
Other Community Partner Funding	80,000	80,000	0	0%
Miscellaneous Income	4,583	3,300	(1,283)	-28%
Total Revenues	63,832,800	66,997,140	3,164,340	5%

- **Ad-Valorem Taxes**
 - This line is over the YTD budget by \$1,402,947; 92% of the tax revenue budgeted has been received to date.
- **Investment Income**
 - The interest received year to date is over the YTD budget because interest rates have increased. This was budgeted at 2% and the current interest rate is 5.55% for LGIP and 1.08% for Wells Fargo.
- **Administrative Services Organization**
 - ASO Funding revenue was under budget due to the timing of recording revenue related to BOCC-Social Services Homeless Prevention funds (quarterly). This revenue will be recorded in March.
- **Other Community Partner Funding**
 - Funding budgeted to be received to date has been received; additional funding is budgeted to be received later in the year.
- **Miscellaneous Income**
 - This line is under budget due to timing of receiving matching funds from the insurance company, as well as 1.5% cash back from the CBHC credit card.

Expenditure Variance Analysis

Statement of Expenditures

February-2024	FY 2023- 2024 YTD Budget	FY 2023- 2024 YTD Actual	FY 2023- 2024 Variance \$	FY 2023- 2024 Variance %
Expenditures				
Program Expenditures:				
Program Funding (Including Unallocated)	17,035,808	11,900,192	5,135,616	30%
Total Program Expenditures:	17,035,808	11,900,192	5,135,616	30%
Operating				
Employee Salaries and Benefits	2,504,078	2,379,973	124,105	5%
Contracted Professional Services	262,014	131,095	130,919	50%
CBHC FRC Occupancy Expenditures	209,145	194,838	14,307	7%
Facility Expenditures	145,180	118,844	26,336	18%
Other Operating	315,442	363,569	(48,127)	-15%
Total Operating	3,435,859	3,188,319	247,540	7%
Capital Expenditures	1,454,800	1,569,615	(114,815)	-8%
Mandatory Government Fees	1,570,214	1,481,270	88,944	6%
Total Expenditures	23,496,681	18,139,396	5,357,285	

- **Program Expenditures**
 - Continuation Grants are under budget because certain providers are not current on invoicing the Children's Board (Champions for Children, Healthy Start Coalition, Lutheran Services Florida, USF, Housing Authority of the City of Tampa). Also, a significant portion of new program funding has yet to be allocated.
 - Leveraged Investments are over budget.
- **Employee Salaries and Benefits**
 - This line is slightly under budget due to four positions being vacant at various points during the first quarter.
- **Contracted Professional Services**
 - This line item is under budget due to the timing of legal services, county IT services and Community Education & Awareness spending. Some of these items are billed in full in later quarters.
- **CBHC FRC Occupancy Expenditures**
 - This line item is slightly under budget due to the timing of spending, primarily in building repairs/maintenance and utility services.
- **Facility Expenditures**
 - This line item is under budget due to the timing of spending. Building repairs/maintenance, electric service, and water/sewer utility service are under budget but are expected to return to budgeted levels during the spring and summer months in subsequent quarters.
- **Other Operating**
 - This line item is over budget due to the timing of spending in professional development, making various insurance payments, purchasing office furniture and computer supplies, and renewing various large memberships/dues, all of which occurred in the first quarter.
- **Capital Expenditures**
 - This line item is slightly over budget due to the purchase of property for an additional CBHC Family Resource Center in Brandon. The purchase was completed in February, and a build out of the property will occur in the months following.
- **Mandatory Government Fees**
 - This line item is slightly under budget due to the timing of paying the property appraiser's fees, but this is expected to return to budgeted levels in subsequent quarters.

Children's Board Of Hillsborough County
Investments Statement
February-2024

<u>Investment Instrument</u>	<u>Financial Institution</u>	<u>Balance</u>	<u>Maturity</u>	<u>Yield</u>
Checking	Wells Fargo Government Advantage	3,278,178	1 day	1.08%
LGIP	Florida State Board of Administration	<u>134,495,561</u>	N/A	5.55%
		<u>137,773,739</u>		

**CHILDREN'S BOARD OF HILLSBOROUGH COUNTY
PROJECTIONS**

FY 2022 - 2023 to FY 2027 - 2028

Millage Rate .4589



	FY 2022 - 2023 Amended Budget	FY 2022 - 2023 Estimated Actual	FY 2023 - 2024 Budget	FY 2024 - 2025 Budget	FY 2025 - 2026 Budget	FY 2026 - 2027 Budget	FY 2027 - 2028 Budget
MILLAGE RATE	0.4589	0.4589	0.4589	0.4589	0.4589	0.4589	0.4589
<u>Projected Tax Revenue</u> (millage rate @ .4589 w/ 12.25% inc. in tax base in FY 2024, 4.9% inc. in FY 2025, 7.4% inc. in FY 2026, 7% inc. in FY 2027, 6.5% inc. in FY 2028)	61,929,405	62,515,000	69,295,183	72,664,187	78,001,377	83,423,673	88,811,112
Investment Income	892,000	4,419,000	2,220,000	2,090,613	1,802,889	1,537,931	1,326,125
Administrative Services Organization and Other Community Partner	1,010,000	805,000	1,010,000	1,010,000	1,010,000	1,010,000	1,010,000
Miscellaneous Income	11,000	10,000	11,000	11,000	11,000	11,000	11,000
Total Revenue Available	63,842,405	67,749,000	72,536,183	75,775,800	80,825,266	85,982,604	91,158,237
<u>Operating Expenditures</u>	7,502,083	7,091,822	8,061,655	8,406,955	8,768,378	9,160,607	9,580,108
Mandatory Government Fees	1,754,648	1,629,858	1,988,523	2,074,540	2,226,650	2,381,184	2,534,726
Building and Capital Reserve Expenditures	4,000,000	2,047,513	4,000,000	4,000,000	4,000,000	-	-
<u>Program Funding (Continuation Grants)</u>	40,628,582	38,879,279	51,321,375	61,593,202	77,787,902	84,126,390	88,846,418
<u>New Program Funding (Unallocated)</u>	12,825,000	5,143,142	9,560,000	15,050,000	4,850,000	3,150,000	1,850,000
Total Expenditures	66,710,314	54,791,614	74,931,553	91,124,697	97,632,930	98,818,181	102,811,252
Net Income (Spend Down)	(2,867,909)	12,957,386	(2,395,370)	(15,348,897)	(16,807,664)	(12,835,577)	(11,653,015)
Fund Balance							
Total Fund Balance Beginning of Year	64,908,268	67,371,722	80,329,108	77,933,738	62,584,841	45,777,176	32,941,599
Net Income (Spend Down of Fund Balance)	(2,867,909)	12,957,386	(2,395,370)	(15,348,897)	(16,807,664)	(12,835,577)	(11,653,015)
Total Fund Balance End of Year after Spend Down	62,040,359	80,329,108	77,933,738	62,584,841	45,777,176	32,941,599	21,288,584
Less Non-Spendable Fund Balance Reserve	(19,732)	(19,732)	(19,732)	(19,732)	(19,732)	(19,732)	(19,732)
Less Committed Fund Balance Reserve (Operating Reserve)	(3,332,167)	(3,332,167)	(3,754,071)	(4,565,347)	(4,891,410)	(4,950,791)	(5,150,844)
Less Committed Fund Balance Reserve (Building & Capital Reserve)	(981,627)	(981,627)	(1,281,627)	(1,581,627)	(1,881,627)	(2,181,627)	(2,481,627)
Less Assigned Fund Balance Reserve	(44,439,928)	(59,040,525)	(56,645,154)	(41,296,257)	(24,488,593)	(11,653,015)	
Unassigned Fund Balance	13,266,905	16,955,058	16,233,154	15,121,878	14,495,815	14,136,434	13,636,381

Definitions:

Non-Spendable Fund Balance Reserve includes pre-paid expenditures.

Committed Fund Balance Reserve includes the building/capital reserve and operational reserve of 5.01% of the budgeted expenditures for the year.

Assigned Fund Balance Reserve consists of the future commitments included in the future projections that spend down from the fund balance.

Unassigned Fund Balance represents the difference between the total fund balance and all reserves above.

The reserve amounts above are determined and approved by the Board each year during the budgeting process.

FY 2023-2024 NEW PROGRAM FUNDING (UNALLOCATED) REPORT
Regular Board Meeting - March 28, 2024

	Beginning Budget	Adjustments	Revised Budget	YTD Amount Approved	YTD Uncommitted Funds Available	Current Funding Requests	Uncommitted Funds Available
Technical Assistance Funding (Agencies Not Currently Funded by CBHC)	155,000		155,000	89,267	65,733		65,733
Technical Assistance Funding (Agencies Currently Funded by CBHC)	70,000		70,000	19,988	50,012		50,012
Spring & Summer Passports	225,000		225,000	157,956	67,044		67,044
Leading Grants (Summer Funding)	310,000		310,000	59,963	250,037		250,037
Emerging Needs Funding	300,000		300,000	105,932	194,068		194,068
Emergency Funding	400,000		400,000	-	400,000		400,000
Match	300,000		300,000	55,521	244,479		244,479
Leading Grants - Support New Programs	600,000		600,000	336,690	263,310		263,310
Leading or Uniting Grants - Children are Ready to Learn & Succeed & Family Support		1,000,000	1,000,000	-	1,000,000		1,000,000
Uniting Grants - Support New Programs	3,000,000	(1,000,000)	2,000,000	848,374	1,151,626		1,151,626
Investment Grants - Support New Programs	3,600,000		3,600,000	2,728,640	871,360		871,360
Investment Grants - Strategic Initiatives	600,000		600,000	-	600,000		600,000
Totals	9,560,000	-	9,560,000	4,402,331	5,157,669	-	5,157,669

Original Continuation Funding Budget	51,321,375
Actual Contract Amount Negotiated	<u>(50,687,788)</u>
Additional Amt Available from Continuation Funding	633,587

St. Joseph's Pediatric Extension	(36,043)
ALK of Florida Contract Amendment	(3,000)
Healthy Start Safe Baby Plus Expansion	<u>(64,144)</u>
Net Additional \$\$ Available	530,400

FY 2023-2024 NEW PROGRAM FUNDING (UNALLOCATED) REPORT
Regular Board Meeting - March 28, 2024

Agency	Program	Funding Description	Technical Assistance Funding (Agencies Not Currently Funded by CBHC)	Technical Assistance Funding (Agencies Currently Funded by CBHC)	Spring & Summer Passports	Leading Grants Summer Funding	Emerging Needs Funding	Emergency Funding	Match	Leading Grants - Support New Programs	Leading or Uniting Grants - Children are Ready to Learn & Succeed & Family Support	Uniting Grants - Support New Programs	Investment Grants - Support New Programs	Investment Grants - Strategic Initiatives
Lightning Foundation, Inc.	Lightning Fall Camp	<p>Offer (2) sessions of camp for kids to participate in playing ball hockey and other sports. Engage with different arts/crafts, board games, puzzles, and we spend some time outside each day doing different team building activities. Each child is provided with a t-shirt and swag bag at the end of the week. We also provide kids with one snack and lunch throughout the day. We have been honored to work with the Childrens Board over the last few years to host Summer Camps at the Training Center. However, we see a need to pilot additional camps at other times of the year. We want to help families not stress about where their child will go by providing camps during <u>Thanksgiving Camp for children with Special Needs</u>, Length: 3 days and <u>Winter Camp</u>, Length: 4 days.</p>					16,200							

FY 2023-2024 NEW PROGRAM FUNDING (UNALLOCATED) REPORT
Regular Board Meeting - March 28, 2024

Agency	Program	Funding Description	Technical Assistance Funding (Agencies Not Currently Funded by CBHC)	Technical Assistance Funding (Agencies Currently Funded by CBHC)	Spring & Summer Passports	Leading Grants Summer Funding	Emerging Needs Funding	Emergency Funding	Match	Leading Grants - Support New Programs	Leading or Uniting Grants - Children are Ready to Learn & Succeed & Family Support	Uniting Grants - Support New Programs	Investment Grants - Support New Programs	Investment Grants - Strategic Initiatives
Tampa Kiwanis Foundation, Inc.	StoryWalk	The StoryWalk project would increase access to literacy in a fun way for school readiness. Kiwanis will collaborate with Hillsborough County Park and Recreation as well as City of Tampa for park access at Ruskin Community Park, Seffner/Mango Community Park, Carrollwood Village Park (Tampa), and Rowlett Park (Sulphur Springs). Stories will rotated and be available in English and Spanish.					73,232							
More Health Inc.	Healthy and Safe Kids	Provide health and safety education to children and parent/caregivers, through a "Week of Wellness" at 25 preschools to develop healthy lifestyle habits and reduce the risk of unintentional injuries for young children.								98,983				
Tampa Heights Junior Civic Association	THJCA's Garden and Art Wellness Program	Serve kindergarten to fifth grade children to support their academic and self-esteem development, and provide their parents/caregivers with the community resources and practical applications.								85,769				

FY 2023-2024 NEW PROGRAM FUNDING (UNALLOCATED) REPORT
Regular Board Meeting - March 28, 2024

Agency	Program	Funding Description	Technical Assistance Funding (Agencies Not Currently Funded by CBHC)	Technical Assistance Funding (Agencies Currently Funded by CBHC)	Spring & Summer Passports	Leading Grants Summer Funding	Emerging Needs Funding	Emergency Funding	Match	Leading Grants - Support New Programs	Leading or Uniting Grants - Children are Ready to Learn & Succeed & Family Support	Uniting Grants - Support New Programs	Investment Grants - Support New Programs	Investment Grants - Strategic Initiatives
Just Initiative	The Zone	Provide in depth holistic support in the areas of academics, social/emotional competence, health/safety knowledge, socialization, connection to basic needs and enriching resources for children experiencing homelessness or poverty. This happens through group activities, one on one, individual education advocacy, and guiding parents to resources.								100,000				
Bay Area Legal Services, Inc.	Family Housing Stability	Provide wrap around social services to establish sustainable housing stability through holistic assistance to stabilize children's homes, contributing to their healthy development.								51,938				

FY 2023-2024 NEW PROGRAM FUNDING (UNALLOCATED) REPORT
Regular Board Meeting - March 28, 2024

Agency	Program	Funding Description	Technical Assistance Funding (Agencies Not Currently Funded by CBHC)	Technical Assistance Funding (Agencies Currently Funded by CBHC)	Spring & Summer Passports	Leading Grants Summer Funding	Emerging Needs Funding	Emergency Funding	Match	Leading Grants - Support New Programs	Leading or Uniting Grants - Children are Ready to Learn & Succeed & Family Support	Uniting Grants - Support New Programs	Investment Grants - Support New Programs	Investment Grants - Strategic Initiatives
The Boys & Girls Clubs of Tampa Bay, Inc.	Healthy, Safe, and Sound Initiative	The purpose of the Healthy, Safe, and Sound Elementary Initiative is to 1) provide necessary after-school and summer academic and enrichment support for elementary school students to develop nurturing and healthy habits and 2) provide parents/guardians with resources and support to strengthen stability and overall wellness by hosting and/or facilitating parent events and/or workshops.										187,996		
Housing Authority of the City of Tampa	Youth Success	Youth Success will serve 100 elementary school children from low to moderate income families living on or near the THA properties with year-round afterschool and summer programming.										238,330		

FY 2023-2024 NEW PROGRAM FUNDING (UNALLOCATED) REPORT
Regular Board Meeting - March 28, 2024

Agency	Program	Funding Description	Technical Assistance Funding (Agencies Not Currently Funded by CBHC)	Technical Assistance Funding (Agencies Currently Funded by CBHC)	Spring & Summer Passports	Leading Grants Summer Funding	Emerging Needs Funding	Emergency Funding	Match	Leading Grants - Support New Programs	Leading or Uniting Grants - Children are Ready to Learn & Succeed & Family Support	Uniting Grants - Support New Programs	Investment Grants - Support New Programs	Investment Grants - Strategic Initiatives
Florida Education Fund, Inc.	FEF CodeMasters	Strategic Initiative Expansion: FEF CodeMasters provides HOST and Tampa Parks after school and summer children hands-on opportunities to learn to code and create with technology, to develop skills need to pursue and succeed in the jobs of the future, and to explore exciting science, technology, engineering, art, and mathematics (STEAM) careers.										82,536		
Florida Education Fund, Inc.	FEF CodeMasters County Wide	FEF CodeMasters provides HOST and Tampa Parks after school and summer children hands-on opportunities to learn to code and create with technology, to develop skills need to pursue and succeed in the jobs of the future, and to explore exciting science, technology, engineering, art, and mathematics (STEAM) careers.										131,407		

FY 2023-2024 NEW PROGRAM FUNDING (UNALLOCATED) REPORT
Regular Board Meeting - March 28, 2024

Agency	Program	Funding Description	Technical Assistance Funding (Agencies Not Currently Funded by CBHC)	Technical Assistance Funding (Agencies Currently Funded by CBHC)	Spring & Summer Passports	Leading Grants Summer Funding	Emerging Needs Funding	Emergency Funding	Match	Leading Grants - Support New Programs	Leading or Uniting Grants - Children are Ready to Learn & Succeed & Family Support	Uniting Grants - Support New Programs	Investment Grants - Support New Programs	Investment Grants - Strategic Initiatives
Seniors in Service of Tampa Bay, Inc.	Readers in Motion 2	Readers in Motion improves literacy, resiliency, character and life skills, and parent/caregiver involvement for economically disadvantaged, minority children ages 5-8 in kindergarten through 3rd grade by providing intensive tutoring from trained, culturally relevant, aged 55+ volunteers and family engagement activities so they can succeed in school and in life.										208,105		
Nonprofit Leadership Center of Tampa Bay, Inc.	Certificate I Leadership	30 Nonprofit professionals working in Hillsborough County (CBHC funded and non CBHC funded organizations) that have a total operating budget of \$3 million or less.					16,500							
G3 Life Applications Inc.	Capacity Building	G3 Life Applications, Inc. is a 501 © 3 non-profit holistic mentoring organization that focuses on training, motivating, and empowering our youth by cultivating the Spiritual, Mental, and Physical attributes and qualities of All of our participants.	9,981											

FY 2023-2024 NEW PROGRAM FUNDING (UNALLOCATED) REPORT
Regular Board Meeting - March 28, 2024

Agency	Program	Funding Description	Technical Assistance Funding (Agencies Not Currently Funded by CBHC)	Technical Assistance Funding (Agencies Currently Funded by CBHC)	Spring & Summer Passports	Leading Grants Summer Funding	Emerging Needs Funding	Emergency Funding	Match	Leading Grants - Support New Programs	Leading or Uniting Grants - Children are Ready to Learn & Succeed & Family Support	Uniting Grants - Support New Programs	Investment Grants - Support New Programs	Investment Grants - Strategic Initiatives
Learn Tampa Bay dba Achieve Plant City	Capacity Building	Achieve Plant City provides early childhood classes to children ages 2 to 5, offers reading and homework assistance to children in elementary grades, provides developmental screenings to children birth to 60 months, works with parents of the children served by providing adult literacy classes and parenting education.		10,000										
Oasis Network of New Tampa Inc.	Capacity Building	OASIS provides clothing and hygiene items to students in all 250 schools in Hillsborough County. OASIS request technology to improve our data collection and communication for staff/volunteers in four clothing sites around the county and five programs. OASIS requests two metal clothing bins to collect donated clothing for students.	9,872											

FY 2023-2024 NEW PROGRAM FUNDING (UNALLOCATED) REPORT
Regular Board Meeting - March 28, 2024

Agency	Program	Funding Description	Technical Assistance Funding (Agencies Not Currently Funded by CBHC)	Technical Assistance Funding (Agencies Currently Funded by CBHC)	Spring & Summer Passports	Leading Grants Summer Funding	Emerging Needs Funding	Emergency Funding	Match	Leading Grants - Support New Programs	Leading or Uniting Grants - Children are Ready to Learn & Succeed & Family Support	Uniting Grants - Support New Programs	Investment Grants - Support New Programs	Investment Grants - Strategic Initiatives
The Skills Center Inc.	Capacity Building	The Skills Center uses the power of sports to level the playing field for children, youth, and young adults in education, health, and workforce training. The Skills Center provides sports-based youth development to help participants reach their full potential.	10,000											
Community Roots Collective Inc.	Capacity Building	Empowering families through education, resources, and love. Join us for support groups, educational classes, and workshops, fostering a community that sustains and uplifts every family. Together, let's navigate the challenges of parenting and build a foundation for a thriving future.	9,999											
Just Initiative	Capacity Building	Capacity Building for Just is going to impact all of the areas of our agency to strengthen us and improve efficiency with the training and technology improvements and fundraising support. In turn, this will improve our capacity and ability to serve families well in Hillsborough County for years to come.		9,988										

FY 2023-2024 NEW PROGRAM FUNDING (UNALLOCATED) REPORT
Regular Board Meeting - March 28, 2024

Agency	Program	Funding Description	Technical Assistance Funding (Agencies Not Currently Funded by CBHC)	Technical Assistance Funding (Agencies Currently Funded by CBHC)	Spring & Summer Passports	Leading Grants Summer Funding	Emerging Needs Funding	Emergency Funding	Match	Leading Grants - Support New Programs	Leading or Uniting Grants - Children are Ready to Learn & Succeed & Family Support	Uniting Grants - Support New Programs	Investment Grants - Support New Programs	Investment Grants - Strategic Initiatives
PACE Center for Girls	Capacity Building	Build capacity in marketing and fund development in order to launch a capitol campaign. This includes engaging the services of consultants to lay the foundation for fundraising and assist with the marketing phase.	10,000											
Dana Shores Civic Association, Inc	Capacity Building	Skyway Park Children's Playground Music Enhancement will allow children of all ages and capabilities to experience the joy of playing music at one of Hillsborough County's most frequented parks.	7,436											
Florida 1.27 Inc.	Capacity Building	Florida 1.27 connects, encourage, and equip churches, organizations, families, and individuals to serve vulnerable children in crisis. This proposed program is an improved marketing strategy and assistance with its execution to help secure new funding opportunities from individual donors and cultivate existing donor relations towards growth.	9,600											

FY 2023-2024 NEW PROGRAM FUNDING (UNALLOCATED) REPORT
Regular Board Meeting - March 28, 2024

Agency	Program	Funding Description	Technical Assistance Funding (Agencies Not Currently Funded by CBHC)	Technical Assistance Funding (Agencies Currently Funded by CBHC)	Spring & Summer Passports	Leading Grants Summer Funding	Emerging Needs Funding	Emergency Funding	Match	Leading Grants - Support New Programs	Leading or Uniting Grants - Children are Ready to Learn & Succeed & Family Support	Uniting Grants - Support New Programs	Investment Grants - Support New Programs	Investment Grants - Strategic Initiatives
Salesian Sisters	Capacity Building	The SYC is an after school and summer program for ages 5 – 18 years old that keeps kids off the streets and in programs like tutoring, sports programs, homework assistance, etc. Partnering with Boys & Girls Club, they provide staff and the Salesian Sisters of Tampa provides everything else.	9,950											
The Sylvia Thomas Center for Adoptive and Foster Families	Capacity Building	The purpose of this request is to develop an Educational Toolkit for Adoptive Families that will help guide adoptive parents in seeking the most appropriate services and supports for their children throughout their educational careers.	1,924											
New Life Village Inc.	Capacity Building	This proposal would support the secure storage of resident documentation.	5,000											
Solita's House Inc.	Capacity Building	Solita's House, Inc. (SHI) is nonprofit 501©(3) organization whose mission is to promote personal and community development by providing access to affordable financial products and development services to low-income persons so that they can achieve financial health and wealth in all areas of their lives.	5,505											

FY 2023-2024 NEW PROGRAM FUNDING (UNALLOCATED) REPORT
Regular Board Meeting - March 28, 2024

Agency	Program	Funding Description	Technical Assistance Funding (Agencies Not Currently Funded by CBHC)	Technical Assistance Funding (Agencies Currently Funded by CBHC)	Spring & Summer Passports	Leading Grants Summer Funding	Emerging Needs Funding	Emergency Funding	Match	Leading Grants - Support New Programs	Leading or Uniting Grants - Children are Ready to Learn & Succeed & Family Support	Uniting Grants - Support New Programs	Investment Grants - Support New Programs	Investment Grants - Strategic Initiatives
Joshua Way of Hope	Achievers	The Achiever's program offers parenting classes and personalized training for students in grades (3 to 8), enhancing social behavior and academic skills. Parents and students learn stress management, conflict resolution, and family communication techniques. Includes case management, creating an educational family support plan, providing referrals, services and monitoring academic progress.											900,000	
Children's Home Network	Caregiver Support Services of Hillsborough County	CSS will provide clinical and wraparound family support to caregivers and their families to help prevent child abuse and neglect through "respite" (short-term) in-home services and will serve children between the ages of 0-13 who have physical disabilities, social-emotional challenges, or developmental delays/disabilities and their caregivers experiencing serious situational stressors.											670,320	

FY 2023-2024 NEW PROGRAM FUNDING (UNALLOCATED) REPORT
Regular Board Meeting - March 28, 2024

Agency	Program	Funding Description	Technical Assistance Funding (Agencies Not Currently Funded by CBHC)	Technical Assistance Funding (Agencies Currently Funded by CBHC)	Spring & Summer Passports	Leading Grants Summer Funding	Emerging Needs Funding	Emergency Funding	Match	Leading Grants - Support New Programs	Leading or Uniting Grants - Children are Ready to Learn & Succeed & Family Support	Uniting Grants - Support New Programs	Investment Grants - Support New Programs	Investment Grants - Strategic Initiatives
The Skills Center Inc.	Middle School Youth Opportunity	Middle School Youth Opportunity (YO) will provide middle school youth with sports-based youth development to support academic success, build durable skills, and improve physical and mental well-being. Parents/caregivers will participate in activities to support their youth's development.											529,399	
The Boys & Girls Clubs of Tampa Bay, Inc.	After Zone Initiative at Giunta Middle School	The After Zone Initiative at Giunta Middle School will provide necessary before, during, and after-school and summer academic and enrichment support for middle school student who are struggling with learning loss, area at-risk of failing a class, and/or will not be promoted to the next grade.											244,593	
ReDefiners World Languages, Inc.	Multilingual Citizens Program (MCP)	Multilingual Citizens Program (MCP) provides free language classes for Hillsborough County parents/caregivers, children ages 5-11, youth 12-14 and professionals serving families learn Arabic, English, Mandarin or Spanish for 8-12 weeks at several community centers and schools across the county.											384,328	

FY 2023-2024 NEW PROGRAM FUNDING (UNALLOCATED) REPORT
Regular Board Meeting - March 28, 2024

Agency	Program	Funding Description	Technical Assistance Funding (Agencies Not Currently Funded by CBHC)	Technical Assistance Funding (Agencies Currently Funded by CBHC)	Spring & Summer Passports	Leading Grants Summer Funding	Emerging Needs Funding	Emergency Funding	Match	Leading Grants - Support New Programs	Leading or Uniting Grants - Children are Ready to Learn & Succeed & Family Support	Uniting Grants - Support New Programs	Investment Grants - Support New Programs	Investment Grants - Strategic Initiatives
ReDefiners World Languages, Inc.	Academic Achievers	<p>This program is designed to support literacy development among K-5 students who are below grade level, currently enrolled at Mort elementary, within the community of the ReDefiners' Center and those served by the Family Enrichment Center.</p> <p>This program has expanded in partnership with Hillsborough County Department of Aging Services and with additional funding from AmeriCorps STATE, administered by Volunteer Florida to serve additional students and recruit a broader range of AmeriCorps Member Tutors that are age 18+.</p>							55,521					
Children's Museum of Tampa, Inc., d/b/a Glazer Children's Museum	FY 2024 Spring & Summer Passports	<p>Offering Camp Imagination full day for one week during Spring Break and eight weeks during Summer for children 5-10 years of age for a total of 47 slots.</p> <p>Camps include a t-shirt, bag, supplies and two snacks per day.</p>			14,042									

FY 2023-2024 NEW PROGRAM FUNDING (UNALLOCATED) REPORT
Regular Board Meeting - March 28, 2024

Agency	Program	Funding Description	Technical Assistance Funding (Agencies Not Currently Funded by CBHC)	Technical Assistance Funding (Agencies Currently Funded by CBHC)	Spring & Summer Passports	Leading Grants Summer Funding	Emerging Needs Funding	Emergency Funding	Match	Leading Grants - Support New Programs	Leading or Uniting Grants - Children are Ready to Learn & Succeed & Family Support	Uniting Grants - Support New Programs	Investment Grants - Support New Programs	Investment Grants - Strategic Initiatives
Lightning Foundation, Inc.	FY 2024 Spring & Summer Passports	Offering a full day multi-sport camp at the Training Center for one week during Spring Break and three weeks during Summer for children enrolled in first through eighth grade for a total of 132 slots. Camps include shirt, swag bag, training, lunch, snacks.			47,280									
Museum of Science and Industry (MOSI)	FY 2024 Spring & Summer Passports	Offering full day, hands on STEAM camp for one week during Spring Break and eleven weeks during Summer for children 5-14 years of age for a total of 120 slots. Camp includes early drop off, late pick up, all materials needed and a shirt.			28,780									
Tampa Bay Performing Arts Center, Inc.	FY 2024 Spring & Summer Passports	Offering full day, performing arts camp for six weeks during Summer for children 6-14 years of age for a total of 59 slots. Camp includes early drop off and late pick up.			28,320									
Tampa Theatre	FY 2024 Spring & Summer Passports	Offering full day, filmmaking camp for six weeks during Summer for youth ages 11-14 for a total of 8 slots. Camp includes snacks, lunch, digital copies of finished films, t-shirt, early drop off and late pick up.			2,400									

FY 2023-2024 NEW PROGRAM FUNDING (UNALLOCATED) REPORT
Regular Board Meeting - March 28, 2024

Agency	Program	Funding Description	Technical Assistance Funding (Agencies Not Currently Funded by CBHC)	Technical Assistance Funding (Agencies Currently Funded by CBHC)	Spring & Summer Passports	Leading Grants Summer Funding	Emerging Needs Funding	Emergency Funding	Match	Leading Grants - Support New Programs	Leading or Uniting Grants - Children are Ready to Learn & Succeed & Family Support	Uniting Grants - Support New Programs	Investment Grants - Support New Programs	Investment Grants - Strategic Initiatives
Lowry park Zoological Society of Tampa, Inc. d/b/a ZooTampa at Lowry Park	FY 2024 Spring & Summer Passports	Offering full day, camp dedicated to rescue, rehabilitation, and care for animals for nine weeks during Summer for children in Kindergarten through eighth grade for a total of 106 slots. Camp includes lunch, snacks, shirt, group photo, water bottle, early drop off and late pick up.			37,134									
Tampa Heights Junior Civic Association	THJCA Summer on Lamar	THJCA Summer on Lamar provides an eight-week camp to 25 youth ages 6-14 with enriching summer activities. The program is held at THJCA's headquarters (2005 Lamar Ave.) from June 10th-August 2nd. The program is held Monday-Thursday from 9:00 am -2:00 pm. There are no fees and lunch is provided.				19,963								
Tampa Metropolitan Area Young Men's Christian Association	Teen Summer Experience	25 at risk youth ages 11-14 will participate in the Tampa Y's 2024 five-week camp Teen Summer Experience. Teens will receive an array of support and enrichment programming to provide a positive experience, limit summer learning loss, and prepare for the transition to high school.				20,000								

FY 2023-2024 NEW PROGRAM FUNDING (UNALLOCATED) REPORT
Regular Board Meeting - March 28, 2024

Agency	Program	Funding Description	Technical Assistance Funding (Agencies Not Currently Funded by CBHC)	Technical Assistance Funding (Agencies Currently Funded by CBHC)	Spring & Summer Passports	Leading Grants Summer Funding	Emerging Needs Funding	Emergency Funding	Match	Leading Grants - Support New Programs	Leading or Uniting Grants - Children are Ready to Learn & Succeed & Family Support	Uniting Grants - Support New Programs	Investment Grants - Support New Programs	Investment Grants - Strategic Initiatives
After School All Stars Tampa Bay	After School All Stars- Tampa Bay	After School All Stars Tampa Bay provides a free seven-week camp summer program for students 11-14 at Memorial Middle School. Programming includes project-based learning to help students combat learning loss over summer break, as well as enrichment activities.				20,000								
TOTAL			89,267	19,988	157,956	59,963	105,932	-	55,521	336,690	-	848,374	2,728,640	-

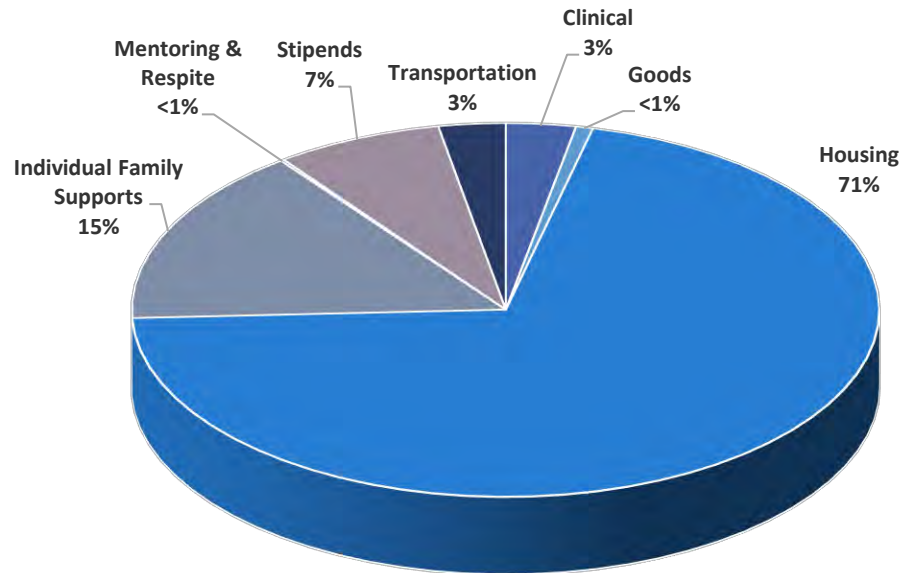
Total Approved	4,402,331
Total Current Requests	-

Children's Board ASO - Fiscal Year 2024 Update as of 3-21-2024

	Funds Available	Funding Reserves	Allocated to Programs	Budgeted	Program Reserves	Expenses Paid	Percent Budgeted
Children's Board	\$3,600,000	\$1,040,500	\$2,559,500	\$1,554,293	\$1,005,207	\$1,343,946	43%
BOCC DV	\$100,000	\$0	\$100,000	\$47,116	\$52,884	\$42,638	47%
BOCC Social Services	\$500,000	\$97,000	\$403,000	\$311,295	\$91,705	\$303,855	62%
	\$4,200,000	\$1,137,500	\$3,062,500	\$1,912,705	\$1,149,795	\$1,690,440	46%

Top Ten Services - All Funding Sources		
Service	# of Budgets	Funds Budgeted
Tutor	670	\$243,560
Electric	439	\$199,063
Rental Assistance	426	\$625,843
Baby Items	340	\$71,849
Emergency Shelter	178	\$130,561
Public Transportation	141	\$9,425
Security Deposit	117	\$213,778
Individual Therapy	100	\$47,600
Food Stipend	98	\$26,155
Furniture	81	\$61,659

Top Ten Services - Children's Board Funds Only		
Service	# of Budgets	Funds Budgeted
Tutor	670	\$243,560
Electric	431	\$195,429
Baby Items	339	\$71,789
Rental Assistance	306	\$436,646
Emergency Shelter	178	\$130,561
Public Transportation	110	\$7,410
Individual Therapy	100	\$47,600
Food Stipend	98	\$26,155
Furniture	80	\$61,172
Clothing Stipend	72	\$20,512



Funds Budgeted by Category - All Funds

Programs	54
Case Managers	308
Providers Utilized	499
Providers Added	176
Families	2,206
Budgets	3,278
Payments	3,496

Good News

from our funded partners

**Regular Board Meeting
March 1 2024**



Children's Board
HILLSBOROUGH COUNTY

www.ChildrensBoard.org

Hispanic Services Council

La Red De Padres/Network of Active Parents



On February 8th our Hispanic Services Council (HSC) community of Wimauma celebrated the month of love with a Valentine's Day Party for the families of the Groves. Each family was given a small gift along with an array of pastries and sweets to enjoy for an after-dinner dessert. Coordinator Jessliam Cortes organized this event for the members of her community and went all out for the holiday to make this a special day for each family.

On February 19th we started the 2024 Spring session of Escalando Nuestro Futuro, this program is put on by HSC and the Children's Board and is a mentorship program meant to show young Hispanic students in grades sixth, seventh, and eighth a pathway to higher education. For this session there are 11 students who are participating. Mentors come from the University of South Florida and the University of Central Florida, and attend the School of Health, School of Education, and School of Communication. HSC students participating in the program come from the communities of Plant City, Brandon, North Tampa, and Drew Park.

On February 22nd the community of North Tampa was able to give four families a gift card for \$25 each for the month of love. This was made possible by a donation from Fresco y Mas grocers. Coordinators Anny Portillo and Bertha Bello distributed the cards to families in their HSC Middle and Elementary School Programs of La Red de Padres Activos. We Thank Fresco y Mas for their donation and hope this small gift of love brings joy to the families who received them.

On February 22nd HSC Volunteer Resources Liaison Luis Salazar was invited to speak at the Carrollwood Day School Career Day about how HSC benefits our community with resources and programs like La Red De Padres Activos and Escalando Nuestro Futuro, his role at HSC, and how their students can participate by volunteering in one of HSC communities and programs. Carrollwood Day School has proven to be a great partner for our communities. With the help of Professor Margarita Garcia and the Spanish Club, La Conexión, we have been able to provide our communities with food and toy drives organized by the young students at the Carrollwood Day School.

(Continues on next page)

Hispanic Services Council

La Red De Padres/Network of Active Parents



Girl Scouts of West Central Florida

Girl Scout Troop Program



Girl Scouts of West Central Florida's Children's Board funded Troops #96045 & #96080 gathered at Rowlett Activity Center and Wellswood Park to launch cookie season with a booth event held on February 19th and February 20th. Comprised of girls from kindergarten to fifth grade residing in the 33604 and 33603 zip codes. The Kenly Park and Wellswood Girl Scouts were very successful, using their newly

learned skills to sell over 200 boxes of cookies. In preparation for their booth, the troop engaged in learning sessions where they engaged in money management, entrepreneurship, goal setting, customer service, and proper booth conduct. Each girl also practiced taking orders at a mock cookie booth and creating posters for the event.

Throughout the event, the girls took turns managing orders, attracting patrons, and distributing thank-you cards. The troop's goals for their cookie proceeds include a makeover party with pizza and soda or a field trip! Additionally, the girls earned the cookie entrepreneur badge and a special cookie patch with our cookie mascot, the axolotl, which is a form of salamander. These will be added to the front and back of their uniform to signify their accomplishments of this cookie season.



Preserve Vision Florida

Children's Vision Health and Safety Services



Preserve Vision Florida hosted our 45th Annual Persons of Vision dinner on February 5th, 2024, honoring Richard Gonzmart and Andrea Gonzmart Williams of the 1905 Family of Restaurants.

We were honored to have the Children's Board of Hillsborough County's Executive Director Rebecca Bacon endorse our long working relationship. PVF's contract to provide Children's Vision Health & Safety Services was established in 2015 and over the years we have been able to increase our reach for vision services across Hillsborough County, with a goal of screening 8,000 children in FY24. For many years, PVF has also been a sub-contractor for children's developmental screenings.

Rebecca highlighted an expansion to the grant that has given PVF the opportunity to screen and educate 1800 parents and caregivers of the children we serve. Aside from giving these adults access to the vision care they may need; the assistance has a ripple effect on the children. Parents are better able to help with their children's homework if they can see clearly, they may be able to get jobs with the necessary vision care, and they are able to model the good behavior of wearing their glasses to help encourage children to do the same.

Rebecca and CBHC Contract Manager Lorena Garrido met one of the families featured in PVF's visual presentation of the evening. The family has received vision services through our CBHC contract. The children are learning English along with their other subjects. When they visited the Children's Board Family Resource Center in Town 'N Country, mom and dad were also screened. Everyone in the family was referred to an eye doctor for a full eye exam, where they received glasses for their vision issues. For Dad, this made a big difference at his job in a popular downtown restaurant where he works in the kitchen. With his new glasses, he can easily cut the vegetables into the necessary small pieces to make chimichurri. The opportunity to care for the entire family is one of the highlights of screening at the family resource centers. Preserve Vision Florida is interested in partnering with other organizations that cater to the entire family to offer our services at potential family-centered meetings or gatherings.

University of South Florida Board of Trustees.

Helping our Toddlers, Developing our Children's Skills (HOTDOCS) & Developing Our Children's Skills K-5 (DOCS K-5).

We are thrilled to welcome Dr. Ryo Horita to our DOCS Parenting Programs this month! Dr. Horita visited our HOT DOCS program from Gifu, Japan. He is a Clinical Psychologist, Associate Professor, and Student Counselor of the Health Administration Center at Gifu University. His main work and research include examining the factors that influence the mental health of university students. In his current role, he counsels students with mental health concerns at the student university counseling center. As a principal investigator, he has also established the Japanese version of Counseling Center Assessment of Psychological Symptoms (CCAPS-Japanese). Dr. Horita is very interested in learning more about Behavioral Parent Training and would like to create and offer a program like HOT DOCS to families in his community!

Cross-Cultural Collaboration in the USF DOCS Parenting Programs!



Metropolitan Ministries

First Hug

Family Advocate Karin Keating Black recently worked with a family who made tremendous strides while working with the First Hug program. This family consisted of a single mother, Ms. T, and her five children. When Ms. T started the First Hug program, she had challenges that included having minimal personal income, conflict within her personal relationships, lack of support, and history of trauma. Additionally, she had just moved into a home which she could not maintain independently, causing the family's housing to be reliant on outside sources.

During her time in First Hug, the financial support she had been receiving abruptly ended. This resulted in Ms. T being without transportation, the ability to pay for basic expenses, and even acquire food for her children and self.

Throughout her time in the program, Ms. T often spoke of her desire to set a positive example for her children, and to provide them with a foundation that will allow them to thrive. Ms. T never seemed to give up hope. Even when visibly upset, she demonstrated the ability to maintain at least a fraction of optimism. She maintained her focus on her goals and remained in the action stage of change.

As a participant in the Metropolitan Ministries' First Hug program, Ms. T received case management services, aid from the Employment Team, and added support from the Counseling Team. She was assisted with obtaining after-school care for her children, to include a portion of the enrollment fees being paid through the Children's Board ASO funding.

As a result of tenacious efforts and the added support from the program, Ms. T secured her "dream job", earning \$44,000+/year. This allowed her to increase self-sufficiency and minimize the risk of returning to her previous situation. She also maintained housing and consistency in the children's educational settings. Ms. T should be a reminder to all to maintain hope and strength through all trials.

Seniors in Service of Tampa Bay

Readers in Motion

The excitement never ends with Readers in Motion! Each year, we host electrifying Parent Engagement Events in collaboration with STEM partners to bring learning to life for our children and families. Events with our partner, Mad Science, are a favorite among students from Kindergarten to Second Grade at Oak Grove Elementary. Mad Science isn't just another event - it's an explosion of wonder and discovery! This year, Mad Scientist, Mr. Jeff wowed families with his mind-blowing experiments showcasing the power of air and its endless possibilities. As students received their lab coats, the stage was set for an unforgettable journey into the world of science.

At Readers in Motion, we know that learning should be as exhilarating as it is educational. That's why we are dedicated to creating experiences that inspire curiosity and spark a love for STEM (Science, Technology, Engineering, and Mathematics) in learners of all ages. We make sure our Parent Engagement Events are more than just fun; they are a gateway to a world of innovation and exploration. Bringing unique learning experiences to children and families is one of our specialties! From our monthly Reading Challenges, Winter Break Activity Books, fabulous Parent Engagement Events, and dedicated in-class Education Advocate volunteer, Readers in Motion is on a mission to ignite support around children to help them learn and succeed. Bringing families together to learn and have a blast while doing so is what makes Readers in Motion's Parent Engagement Events truly magical! Readers in Motion can provide these unforgettable experiences for students and families because of the ongoing support from the Children's Board of Hillsborough County!



Tampa Metropolitan Area YMC

Sulphur Springs YMCA Out of School Time

You can't go wrong with a Pokémon and Hello Kitty-themed party! Thanks to our dedicated staff and Positive Behavior Support (PBS) initiatives, the Out of School Time Program at the Sulphur Springs YMCA has made great strides with improved student behavior. Special gratitude to the Children's Board for their support in funding programs that foster positive behavior, literacy, and educational skills development. Students eagerly anticipate our quarterly celebrations and work hard to get the chance to participate in these exclusive activities.

This month, a variety of engaging STEM projects were completed across different clubs and grades. In one of our STEM clubs, students delved into the intricacies of anatomy and nerve function by constructing robotic hands using simple material like paper, string, and straws. This "hands-on" activity not only provided insight into the mechanics of the human body but also honed students' problem-solving and engineering skills.

Our staff have been diligently working to elevate reading proficiency across all grade levels. Their tutoring sessions have proven highly effective with students exhibiting tangible growth in comprehension and fluency in just a few months. This concerted effort has yielded great results, evidenced by a notable surge in the test scores of numerous students this month, underscoring the impact of personalized instruction and targeted support on academic achievement.



Family Healthcare Foundation

Connecting Kids to Care

One of the most powerful components of the Connecting Kids to Care (CKC) Program is our ability to help families remove barriers to healthcare for their children.

Healthcare Navigator Specialist Karla shared the below story about helping a CKC Family.

“I assisted the CKC Family with an application for no-cost state health insurance for children. Unfortunately, the application determination letter showed that one out of the three children in the household did not qualify for the no-cost program and would be sent to subsidized coverage. The mother and I called to inquire as to why one child in the home would be in a different program than the other two siblings. According to the customer service representative, the income guidelines changed according to the age of the child. Based on my training and experience, this did not make sense. I provided the mother with the information on how to file an appeal with the agency responsible for benefits determinations. With my guidance, the mother submitted an appeal. As of a few moments ago, we learned that the appeal was approved, and all children in the home will now have no-cost health insurance!”



Redefiners: World Languages

Multilingual Citizens Program (MCP)

In the heart of ReDefiners World Languages and the Children's Board Family Resource Centers, the ESOL (English for Speakers of Other Languages) classes led by our dynamic instructor, Christy Williams, are not just about language acquisition; they're a journey of empowerment. Let's delve into the recent highlights from the English Work & Money and English Health & Safety classes, where students not only enhanced their language skills but also gained valuable knowledge on crucial life topics. In the English Work & Money class, the atmosphere buzzed with intellectual curiosity as students gathered for a session on a crucial aspect of life—taxes. Christy engaged her students in a communal reading of homework from the previous session.

Led by Jae Kyong, one of the students, they took turns pronouncing words, identifying errors, and untangling the complexities of language together. The class transitioned seamlessly to an informative video on taxes. As the room absorbed the knowledge, students paired off to delve into prompts in their workbooks, enhancing comprehension and application. Christy ensured that every new term related to taxes found its place on the whiteboard. The words came to life, defined and discussed in a way that transcended textbooks, fostering genuine understanding.

The English Health and Safety class was immersed in a dialogue on a topic that resonated deeply in today's world—pandemics. Christy, with the same dedication, unveiled the day's plan and guided her students through a collective review of the previous day's homework. The class, with workbooks in hand and overhead projections aiding their journey, engaged in a harmonious reading session, fostering camaraderie in tackling language nuances.

An enlightening video about future pandemics captured the attention of the class. The ensuing dialogue, skillfully led by Christy, transformed the room into a forum of shared insights and Perspectives. Breaking away from traditional teaching, students formed a circle, breathing life into prompts that initiated heartfelt discussions. As new words related to pandemics graced the whiteboard, Christy ensured they were not just words but keys to understanding a critical global issue.

(Continues on next page)

Redefiners: World Languages

Multilingual Citizens Program (MCP)

The class crescendoed with assessments and a graduation. It was not merely the end of a class but a celebration of knowledge gained and bonds formed. The genuine commitment of the instructor and the active participation of the students painted a portrait of ESOL classes at ReDefiners World Languages and the Children's Board—real, engaging, and transformative.

As the month transitioned, the echo of shared discussions, new words, and enlightened minds lingered in the air. Christy's classes were not just lessons; they were gateways to understanding, connecting, and navigating the complexities of the world. In the upcoming months, or even years, these empowered minds will carry the lessons of the ESOL classes into their daily lives, shaping a future where language is not just a tool but a bridge to comprehension and unity.



Children's Home Network

Supporting and Empowering Educational and Developmental Services (SEEDS)

Jayden was referred to the SEEDS program by the School Psychologist with concerns for his academics and behavior.

A Family Team Conference was held to discuss his strengths and areas of concern to formulate a plan to address mom's concerns for Jayden. Jayden has an IEP (Individualized Education Plan) with several accommodations.

According to the school team, Jayden was at kindergarten level in reading and math (two grade levels behind). He was aggressive and physical with others and struggled with self-control which impacted his learning. Jayden had a Functional Behavioral Assessment plan and attended a social skills group at school. The family was linked to the Tech Connect program by SEEDS and received a Microsoft Surface tablet and school supplies. Jayden is practicing iReady daily. Jayden was also linked and engaged in tutoring sessions. He received 17 tutoring sessions with the support of ASO funds. Mom reported the tutor is great and works well with Jayden. With the support from mom, SEEDS, his school, ASO, and the Tech Connect program, Jayden is reading four days a week. He became a reader by reading various kinds of chapter books from school, and the books provided by SEEDS.

Throughout SEEDS services, the family attended all scheduled home visits, meetings, and private tutoring sessions consistently. In addition, they fully participated in the Family Support Plan (FSP). At the end of the services, it was shared by the school team that Jayden has made huge improvements in reading, writing and math. Jayden's iReady reading score went up by 142 points. According to the testing score, Jayden is now on grade level. Jayden has met his goals at school. Mom and teachers expressed that Jayden has more self-control and confidence. The family is grateful for SEEDS services.



Children's Board
HILLSBOROUGH COUNTY

www.ChildrensBoard.org



Outreach Calendar of Events

The Children's Board will have a presence at the following community events. Contact Dexter Lewis, Director of Public Relations, at lewisbd@childrensboard.org for more information about a particular event.

April

- 04.02.24 **Children's Board Free Tuesday**
Glazer Children's Museum
110 West Gasparilla Plaza, Tampa
9:00 am-5:00 pm

- 04.06.24 **Kid Fest Camp & Fair**
Westshore Plaza
250 Westshore Plaza, Tampa
10:00 am-3:00 pm

- 04.06.24 **Kiwanis Tampa Incredible Duck Race**
Curtis Hixon Waterfront Park
600 North Ashley Drive, Tampa
10:00 am-1:00 pm - Duck Race at 12 pm

- 04.13.24 **NAACP Health EXPO & Community Olympics**
NAACP Hillsborough County
5101 North 40th Street, Tampa
8:00 am-3:00 pm

- 04.16.24 **Children's Board Child Abuse Prevention Month Signature Event**
Tampa Fire Fighters Museum
720 East Zack Street, Tampa
3:00 pm-5:00 pm

- 04.20.24 **3rd Annual THAT! Carnival**
Colson Elementary School
1520 Lakeview Avenue, Seffner
10:00 am-2:00 pm

- 04.27.24 **Children's Board Family Fun Day**
Tampa Museum of Art
120 West Gasparilla Plaza, Tampa
11:00 am-4:00 pm